



Federal  
Public Service  
**FINANCE**

# IMPORT DECLARATION MANAGEMENT SYSTEM (IDMS)



[WWW.FIN.BELGIUM.BE](http://WWW.FIN.BELGIUM.BE)

CUSTOMS AND EXCISES • FEDERAL PUBLIC SERVICE FINANCE

.be



# CONTENT

- Introduction
- Scope of IDMS P1
- Processes:
  - Customs Declaration – Submission prior to presentation
  - Customs Declaration – Submission upon presentation
  - Take decision on release of goods
  - Simplified and Supplementary Declaration
  - Invalidation / Cancellation
  - Amendment / Correction
  - EIDR
- Practical guide about usage of some D.G.s, D.E.s and messages



## INTRODUCTION

The project's aim is to implement functionality:

- ✓ To support lodging and handling of **standard** and **simplified** customs declaration, including the **pre-lodged** one
- ✓ To support lodging and handling of **supplementary** declaration

The **IDMS System**:

- ✓ Designed to UCC legal requirements
- ✓ Aligned with Annex B DA-IA
- ✓ Assure full **electronic processing** of a Customs Declaration in its whole life cycle



# SCOPE

## Scope of IDMS

### Declaration Types

Standard	A,D
Simplified	B,C,E,F
Supplementary	X,Y
EIDR	Z

Out of scope of IDMS Phase 1:

*U,V,*

*periodic Y,Z*

*EIDR notification*

### Customs Procedures

Release for free circulation	01,07,40,42,43,45,46,48
Reimport	61,63,68
End use	44
Inward Processing	51
Customs Warehousing	71
Temporary admission	53
Placing of Union Goods under a warehousing procedure	



# PROCESSES

## IDMS Processes

Customs  
Declaration –  
Submission prior to  
presentation

Customs  
Declaration –  
Submission upon  
presentation

Customs Declaration  
Amendment

Take Decision on release  
of goods

Simplified and  
Supplementary  
Declaration

Customs Declaration  
Invalidation

Supplementary under  
EIDR



# INFORMATION EXCHANGE



## Declarant

Customs Declaration (IE415)  
Presentation Notification (IE432)  
Customs Declaration Amendment (IE413)  
Invalidation Request (IE414)



## IDMS

Rejection (IE456)  
Registration Notification (IE426)  
Acceptance of Customs Declaration (IE428)  
Declaration Amendment Acceptance (IE404)  
Import Control Decision Notification (IE460)  
Invalidation of Customs Declaration (IE410)  
Release for Import (IE429)  
No Release (IE451)



# CUSTOMS DECLARATION – SUBMISSION PRIOR TO PRESENTATION

It is possible to lodge a Customs Declaration **prior to the expected presentation of goods to customs.**

After successful validation, IDMS assigns a **CRN** to the pre-lodged declaration.

**LRN** is used to identify the declaration. Declarant needs to indicate the LRN of the pre-lodged declaration in the **Presentation Notification.**

The pre-lodged declaration is **accepted** only after goods are presented to customs (**MRN** allocation). Until then it has **no legal effect.**

**i**


*If goods are not presented within 30 days of lodging the Customs Declaration, it shall be deemed not to have been lodged.*

**i**

*CRN (Custom Registration Number)  
LRN (Local Reference Number)  
MRN (Movement Reference Number)*



# REGISTRATION OF PRE-LODGED DECLARATION



After Customs Declaration acceptance, the 'Additional Declaration Type' is updated as follows:

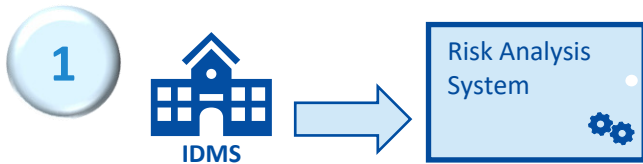
- 'A' - if value of the corresponding pre-lodged declaration was 'D' (standard declaration)
- 'B' - if value of the corresponding pre-lodged declaration was 'E' (simplified declaration)
- 'C' - if value of the corresponding pre-lodged declaration was 'F' (simplified declaration)





# PRE-NOTIFICATION OF CONTROL FOR AUTHORISED ECONOMIC OPERATOR

Following the submission, validation and registration of a pre-logged declaration, IDMS places a request to the Risk Analysis System.



IDMS places a request to the Risk Analysis System. The Risk Analysis results are automatically recorded by the system.



Based on the risk analysis results, customs officer decides to perform controls. IDMS notifies Declarant of customs authorities' intention to control (IE460), only if the declarant is AEO

**i** AEO (Authorised Economic Operator)



# CORRECTION OF PRE-LODGED DECLARATION (1/2)

Declarant is allowed to correct the data initially submitted in a pre-logged declaration, by sending an IE413 to IDMS before its acceptance.



Declarant decides to correct the pre-logged declaration (IE413).



The validation results are positive. IDMS informs with a **positive** notification (IE404) the Declarant that the correction is accepted.



The validation results are negative. IDMS informs with a **negative** notification (IE456) the Declarant that the correction is rejected.



## CORRECTION OF PRE-LODGED DECLARATION (2/2)

Declarant may always lodge a **new pre-lodged declaration** with the correct data to IDMS.

➔ For the previous pre-lodged declaration, he can submit a **cancelation request (IE414)** or after expiration of the time limit for presentation of goods (30 days) it will be **rejected automatically**.

**Correction** of a pre-lodged declaration can be initiated **at any time prior its acceptance**, even if the AEO has been informed about the **intention to potentially control the goods**.



**Amendment** of the **accepted** customs declaration is **not allowed**, when customs authorities have informed Declarant that they **intend to examine the goods**.



*The message (IE413) foreseen for the correction is the same with the one used for the amendment of the Customs Declaration, but the process is different. Any correction of a Customs Declaration before its acceptance is not treated as an amendment.*



*Declarant can send more than one IE413 to correct all the data of a pre-lodged declaration; there are no limitations and conditions. IDMS will store the latest dataset of the pre-lodged declaration.*



# CANCELLATION OF PRE-LODGED DECLARATION

Declarant can request the cancellation of a pre-logged declaration by sending IE414 to IDMS before its acceptance.



Declarant requests the cancellation of a pre-logged declaration (IE414).



A notification of the **acceptance** of cancellation is sent to Declarant (IE410).

**i**

*For cancellation, the message exchanges take place before the acceptance, while for invalidation of customs declaration the message exchanges occur after the acceptance.*

**i**

*Message (IE414) foreseen for the cancellation is the same with the one used for the invalidation of a Customs Declaration, but the legal framework and the process is different.*



# PRESENTATION NOTIFICATION (1/2)

Following the registration of the pre-logged declaration, Declarant notifies IDMS that goods declared are physically presented and are available for customs controls, if needed.



Declarant submits the PN (IE432) at IDMS.



IDMS assigns MRN to the Customs Declaration and communicates Customs Declaration acceptance to Declarant (IE428).

The **PN (IE432)** is sent by Declarant always **to IDMS**. When the PN is received and successfully validated within the time limit of **30 days**, the pre-logged declaration is re-validated, to ensure that its data is **still valid** at the time of presentation of goods.

If IE432 is not received within this **deadline**, IE456 is sent to Declarant to inform him/her for the **rejection** of the pre-logged declaration.



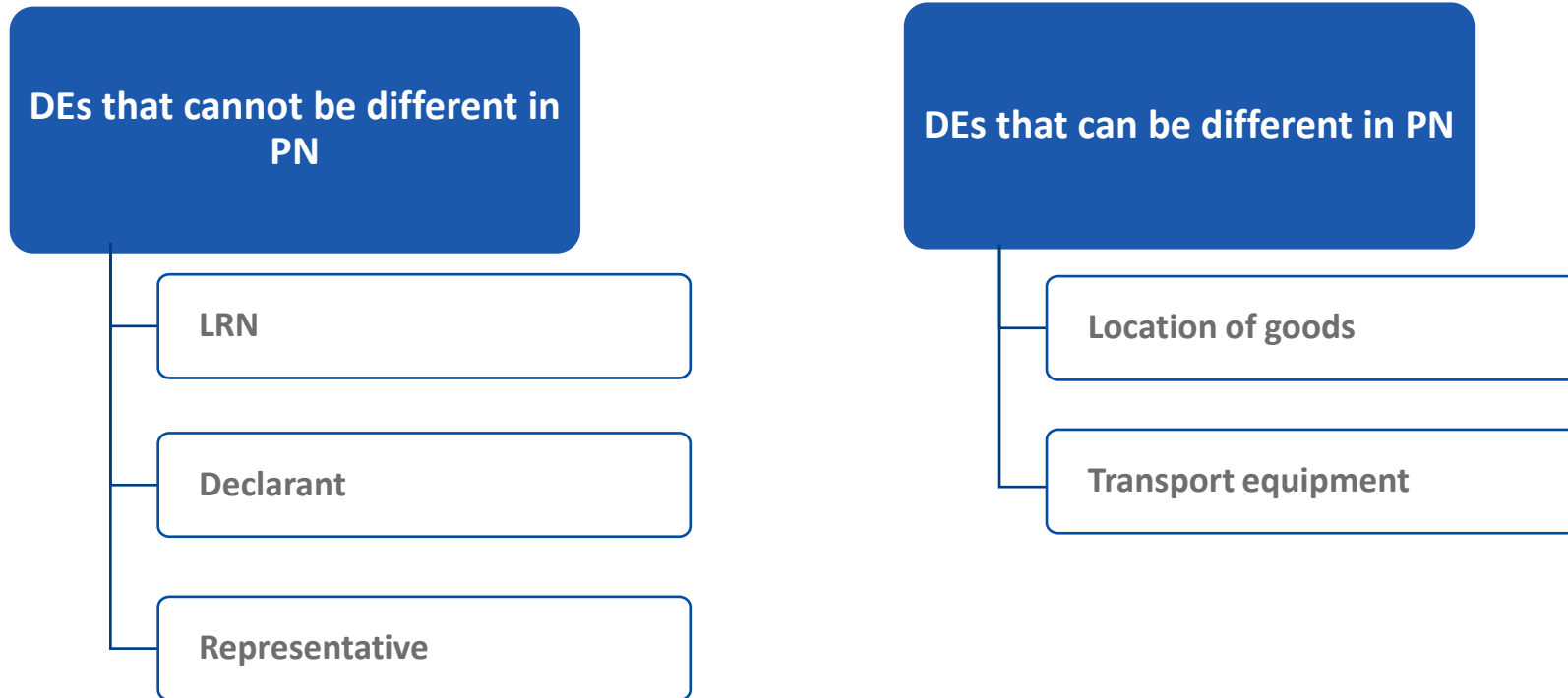
**Customs debt** arises at the moment of **acceptance** of the Customs Declaration and should be checked that are correctly calculated at that moment.

**i** Partial presentation of goods is not possible



## PRESENTATION NOTIFICATION (2/2)

Specific DEs included in the PN (IE432) **must be the same** as the ones of the pre-lodged declaration, while some DEs can be different.



**i** DEs (Data Elements)



# PRESENTATION NOTIFICATION - TIMER



Timer name	Description	Duration	Timer Actions			Event following Expiration
			Start	Stop	Reset	
<b>Timer Awaiting for Presentation Notification</b>	Defines the time limit for receiving a 'Presentation Notification' (IE432) from the Declarant.	30 days	Successful validation of pre-lodged Customs Declaration (Receive_IE415).	Successful validation of Presentation Notification (Receive_IE432).	-	IDMS rejects the pre-lodged Customs Declaration if no valid Presentation Notification has been received in the time limit (Send_IE456).



# VALIDATION AND REGISTRATION OF CUSTOMS DECLARATION

Standard IDMS process is lodgment of Customs Declaration upon presentation of goods to Customs.



Declarant lodges Customs Declaration (IE415) at IDMS upon the physical presentation of goods.



IDMS registers the Customs Declaration and identifies it was submitted upon goods physical presentation.

**i**

*When the Customs Declaration is lodged upon presentation of goods the value of the 'Additional Declaration Type' is equal to "A", "B" or "C".*





# ACCEPTANCE OF CUSTOMS DECLARATION

After successful validation of the Customs Declaration lodged upon presentation of goods.

1



IDMS identifies that the goods are presented. The Customs Declaration is accepted and an MRN is assigned to it.

2



IDMS notifies (IE428) the Declarant about the acceptance of the Customs Declaration.

**i**

*The date of Customs Declaration's acceptance, shall be used for the application of provisions governing the customs procedure for which goods are declared and for all other import formalities.*



# CONDITIONS FOR ACCEPTANCE OF CUSTOMS DECLARATION

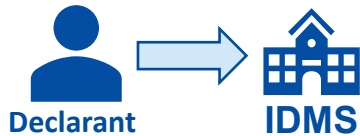
A Customs Declaration is accepted by IDMS, on condition that:

- Contains all **necessary information** required for the application of **provisions governing the customs procedure** in respect of which goods are declared
- The **goods** to which the declaration refers **have been presented to customs**
- The **supporting documents** required for the application of provisions governing the customs procedure for which the goods are declared **are in Declarant's possession** and at the disposal of customs authorities at the time when the Customs Declaration is lodged



# AMENDMENT OF CUSTOMS DECLARATION

## CUSTOMS DECLARATION AMENDMENT (IE413)



Declarant who sent the initial declaration, decides to perform amendment(s) by submitting the Customs Declaration Amendment request

After the  
release of  
goods

Amendment of a Customs Declaration is possible also **after the release of goods**, within **three years** of the declaration's acceptance.

The state of the declaration is **“Goods Released”**.



*After validation of the amended Customs Declaration, recalculation of customs duties (if needed) and checks for payments secureness is performed. In case the amendment request is found invalid customs officer decides that the amendment is not possible, the amendment request is rejected. The state of declaration remains the same as it was when amendment request was received. IDMS notifies the declarant about the rejection with IE456.*



# AMENDMENT OF CUSTOMS DECLARATION – AFTER THE RELEASE OF GOODS



Declarant decides to amend the Customs Declaration (IE413) **after the release of goods for import.**



The validation results are positive. IDMS informs with a **positive** notification (IE404) Declarant that the amendment is accepted.



The validation results are negative or IDMS registers the decision that the amendment is not possible. IDMS informs with a **negative** notification (IE456) Declarant that the amendment is rejected.



# INVALIDATION OF CUSTOMS DECLARATION

Declarant can apply for an invalidation of the Customs Declaration by sending an IE414 to IDMS, after the Customs Declaration has been accepted.



Declarant requests the invalidation of a Customs Declaration that was submitted upon presentation (IE414).

i

*The application for invalidation of the Customs Declaration, shall be submitted within 90 days from the date of the customs declaration's acceptance.*



Legal requirements are met and the timer that was started after declaration's acceptance has not expired. IDMS registers the decision that the Customs Declaration can be invalidated.

A notification of the **acceptance** of the invalidation is sent to Declarant (IE410).




Legal requirements are not met. A notification of the **rejection** of the invalidation is sent to Declarant (IE456).



## CONDITIONS FOR INVALIDATION OF CUSTOMS DECLARATION

The invalidation of the Customs Declaration is a **legal act**. Only in specific cases provided under the UCC legal framework, a Customs Declaration that has been accepted may be invalidated:

- ✓ Customs authorities are satisfied that the goods are to be placed immediately **under another customs procedure**, or
  - ✓ Customs authorities are satisfied that due to special circumstances, the placing of goods under this procedure **is no longer justified**.
-  *In case customs has decided to **perform controls**, the Invalidation request **should not be accepted** before the conclusion of the referred controls.*



# INVALIDATION OF CUSTOMS DECLARATION - TIMER



Timer name	Description	Duration	Timer Actions			Event following Expiration
			Start	Stop	Reset	
<b>Timer Awaiting Invalidation Acceptance</b>	Defines the time limit for accepting an 'Invalidation Request' (IE414) from the Declarant.	90 days after the acceptance of the Customs Declaration (Article 148 (1)(a) of the UCC DA)	Successful acceptance of Customs Declaration (Send_IE415) or in case of pre-lodged from the moment when PN is accepted (Received IE432) and MRN is successfully assigned.	Acceptance of the Invalidation Request (IE414).	-	-



## TAKE DECISION ON RELEASE OF GOODS CONDITIONS

The final decision concerning the release of goods for import, considering:

Documentary and/or physically control results.

The conditions for placing the goods under the procedure concerned are fulfilled

The amount of import duty and other charges (VAT at PCI) are secured/paid





# TAKE DECISION ON RELEASE OF GOODS

When Control Results are recorded and payments are checked, IDMS automatically identifies if goods will be released.

It was identified that the goods will be released



IDMS informs Declarant that the goods will be released (IE429).

It was identified that the goods will not be released



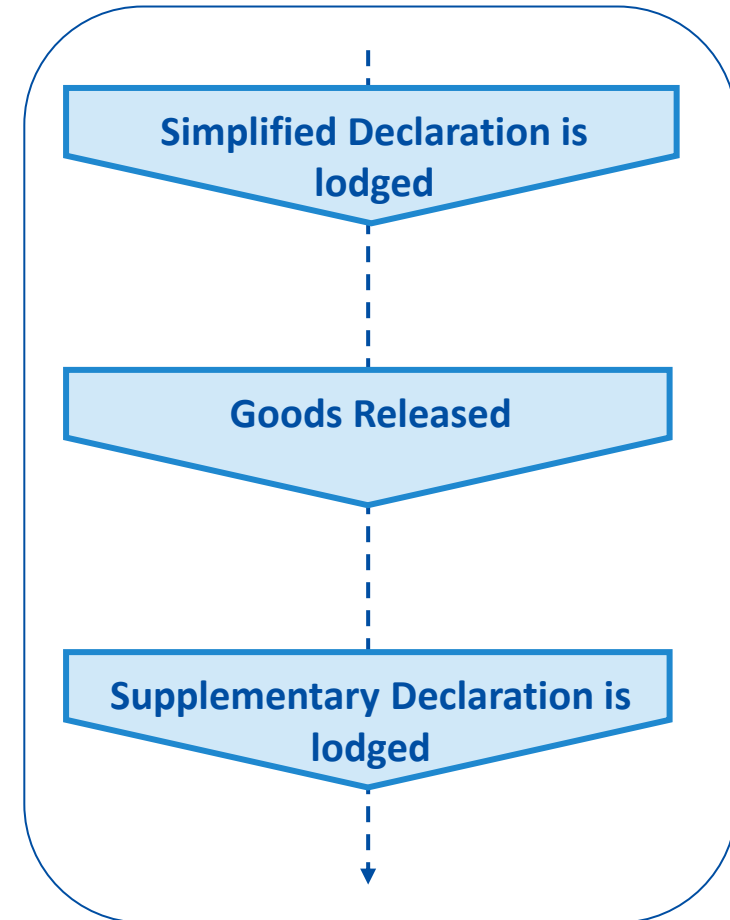
IDMS informs Declarant that the goods will not be released (IE451).



## SIMPLIFIED DECLARATION

Simplified Declaration is accepted to place goods under an import customs procedure in the following cases:

- ✓ Where it may **omit certain particulars** required for standard declaration
- ✓ Where one or more **required supporting documents** are missing at the time of release of goods





## SUPPLEMENTARY DECLARATION (1/2)

### Nature of Supplementary Declaration

#### General nature

Covering one simplified declaration

Submitted 10 days from release of goods under Simplified Declaration



*Supplementary Declaration can be declared with additional declaration type "X" or "Y".*

**Validation** verifies that one of the MRNs declared as previous document in Supplementary Declaration is the **MRN of Simplified Declaration**. The MRN of Supplementary Declaration is generated **independently** and is different from the MRN of the Simplified Declaration.

The MRN of the Simplified Declaration is communicated to the Declarant with IE428.



IE428

D.G. **PREVIOUS DOCUMENT** in the Supplementary Declaration contains the MRN of the Simplified Declaration.



IE415



**LRN verification** is not performed. LRN of Supplementary Declaration might not be same with the one of Simplified Declaration.



## SUPPLEMENTARY DECLARATION (2/2)

Declarant has already submitted a Simplified Declaration that is accepted, and goods have been released.



Declarant lodges a Supplementary Declaration (IE415).



IDMS registers the Supplementary Declaration.



IDMS notifies Declarant about the registration and acceptance of Supplementary Declaration (IE429).

i

*Nothing prevents Declarant from sending a Supplementary Declaration after the timer expiration. The purpose of Supplementary Declaration is to provide the missing data of Simplified Declaration but shall not modify any of the data already provided.*



# RECONCILIATION OF SIMPLIFIED & SUPPLEMENTARY DECLARATION

Reconciliation is the matching of the data of Simplified and Supplementary Declaration.  
Simplified and Supplementary Declaration constitute a **single, indivisible instrument**.





## SUPPLEMENTARY DECLARATION - TIMER



Timer name	Description	Duration	Timer Actions			Event following Expiration
			Start	Stop	Reset	
<b>Timer Awaiting Supplementary Declaration</b>	Defines the time limit for use of Simplified Declaration, for receiving a Supplementary from the Declarant.	10 days	Release of movement, which refers to Simplified Declaration.	Receipt of valid Supplementary Declaration (Receive_IE415).	-	-



## SUPPLEMENTARY DECLARATION UNDER EIDR

Declarant has an authorization for making a customs declaration through an entry of data in the declarant's records



Declarant lodges a Declaration (type 'Z') (IE415).



IDMS registers the Declaration.



IDMS notifies Declarant about the registration and acceptance of Supplementary Declaration (IE429).

i

✓ Covering one declaration  
! no periodic



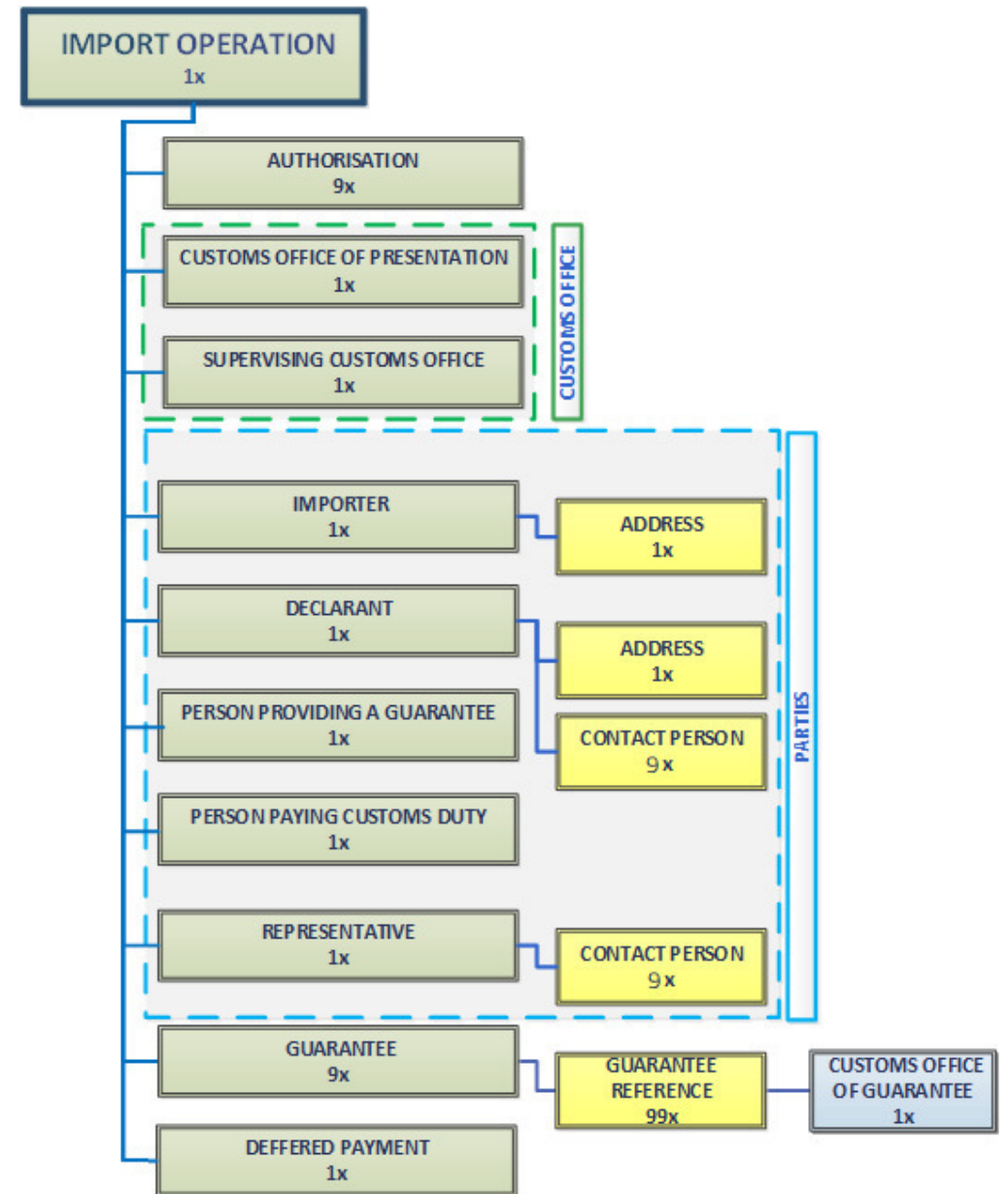
# CUSTOMS DECLARATION IE415

Import Operation level (D) - corresponds to 'Declaration Level' in Annex B.

Information provided on D level applies to the **totality of goods subject to this declaration**. The lower levels cannot be used for this information.

Main Data Groups included in this level:

- Customs Office of Presentation
- Supervising Customs Office
- All the key actors







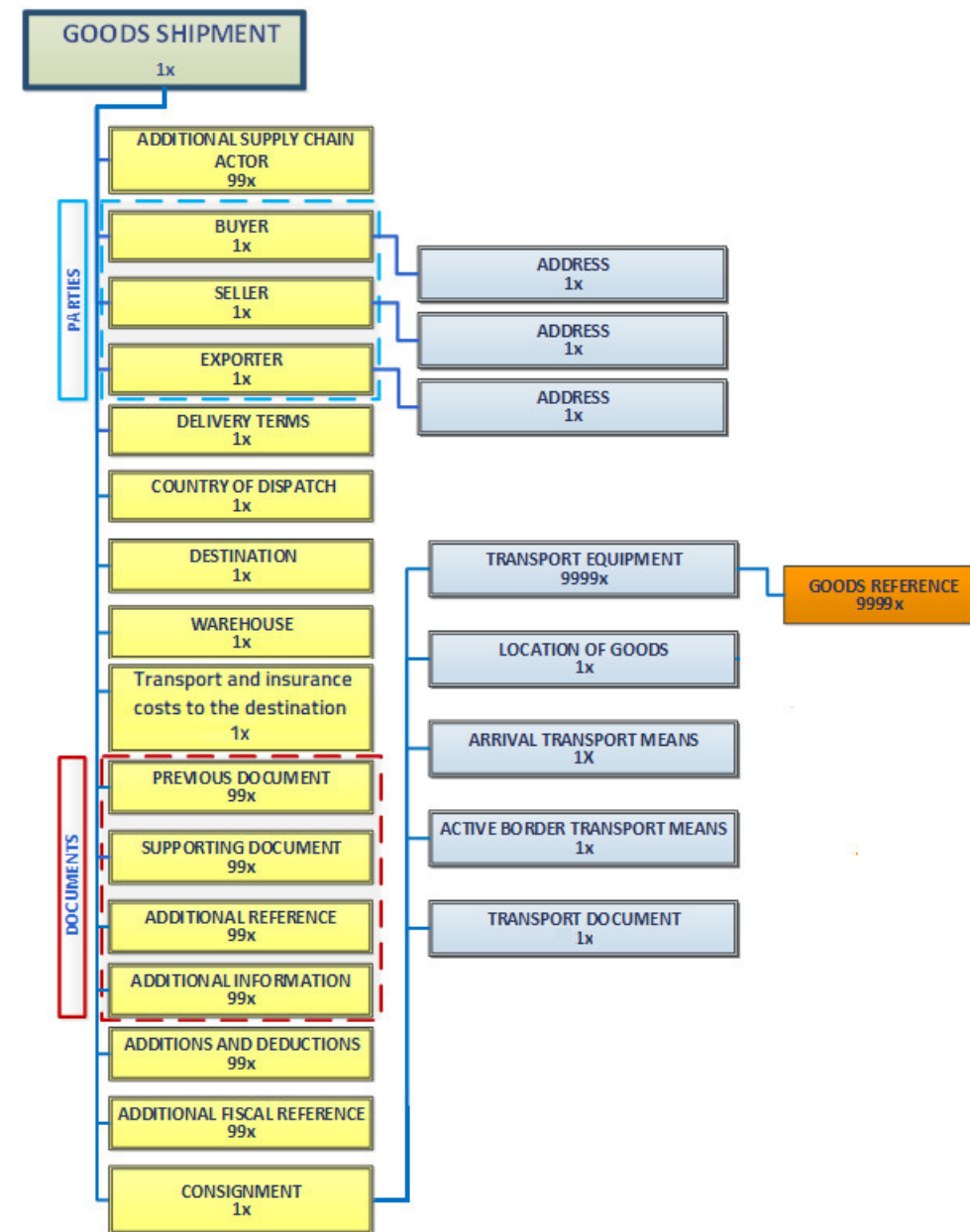
# CUSTOMS DECLARATION IE415

Goods Shipment level (GS) contains all information about goods subject to one standard or simplified customs declaration.

For **supplementary declaration** relates to the totality of goods subject to the same simplified declaration.

The information at this level is **applicable for every Goods Shipment Item (SI)** of the declaration.

If the information for only one Goods Shipment Item is different, the data element cannot be used on GS level and has to be **declared on Item level**.



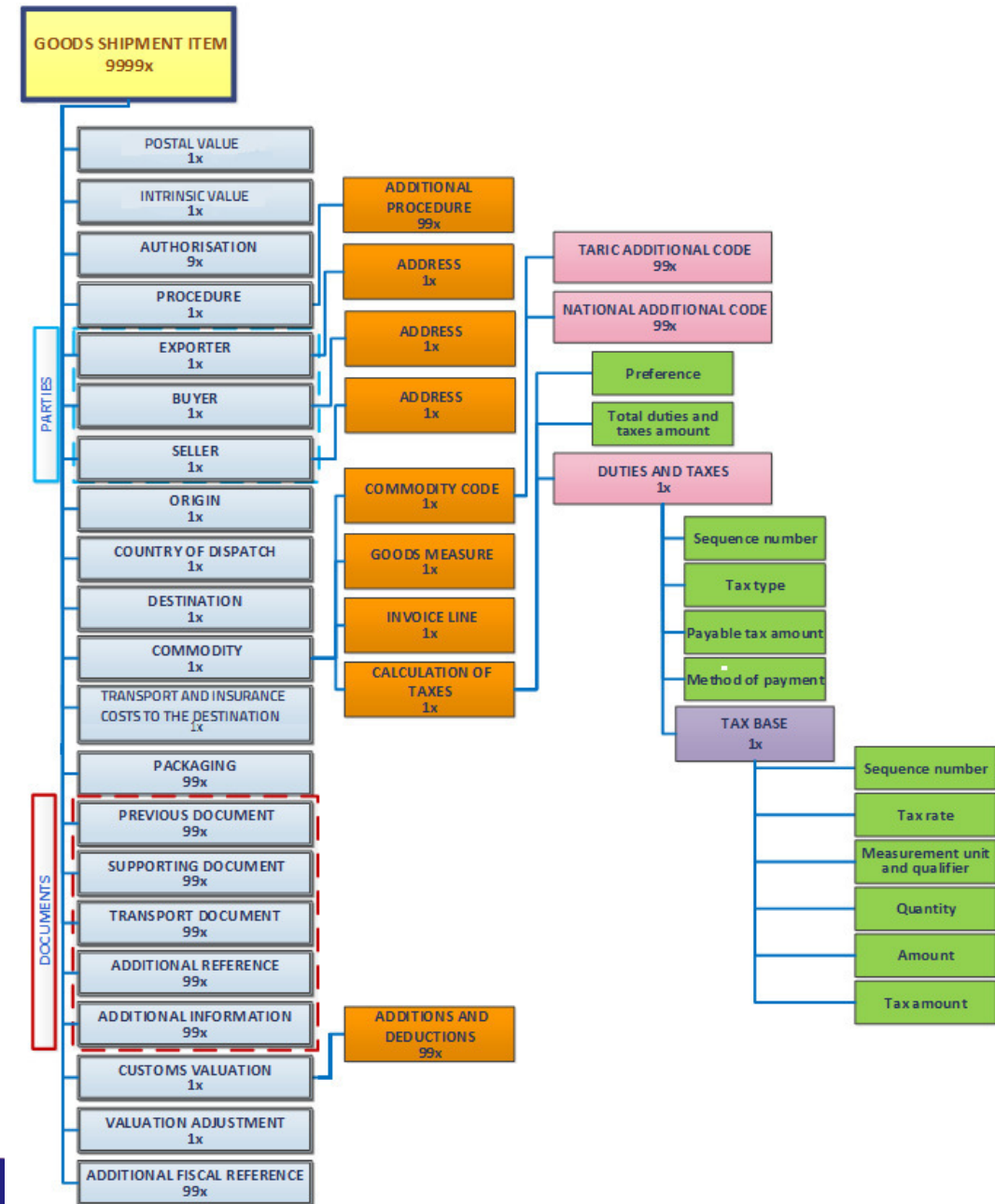


# CUSTOMS DECLARATION IE415

Goods Shipment Item level (SI) contains all detailed information of one single Item in a Goods Shipment.

Main Data Groups included in this level:

- Actors
- Commodity
- Packaging
- Documents





## USAGE OF DATA AT HEADER AND ITEM LEVEL IN IMPORT CUSTOMS DECLARATION(1/2)

In an Import Customs Declaration, only D, GS and SI levels can be used. D.G.s and D.E.s can be grouped into two categories based on whether they are declared on Declaration or Goods Shipment level (D/GS) (i.e., **Header level**) or on Goods Shipment Item level (SI) (i.e., **Item level**).

### First Category

D.G.s/D.E.s declared either **only at Header or only at Item level**.

*When information is common for all declared GS Items, it should be reported on Header level and not on Item level.*

### Second Category

D.G.s/D.E.s declared either **at Header or at Item level or at both levels** at the same time.

*Refers mainly to documents related D.G.s, which can be declared either on Header or on Item level or on both levels. When a specific document is declared on Header level, the information relates to the whole declaration, and it cannot be declared on Item level again.*



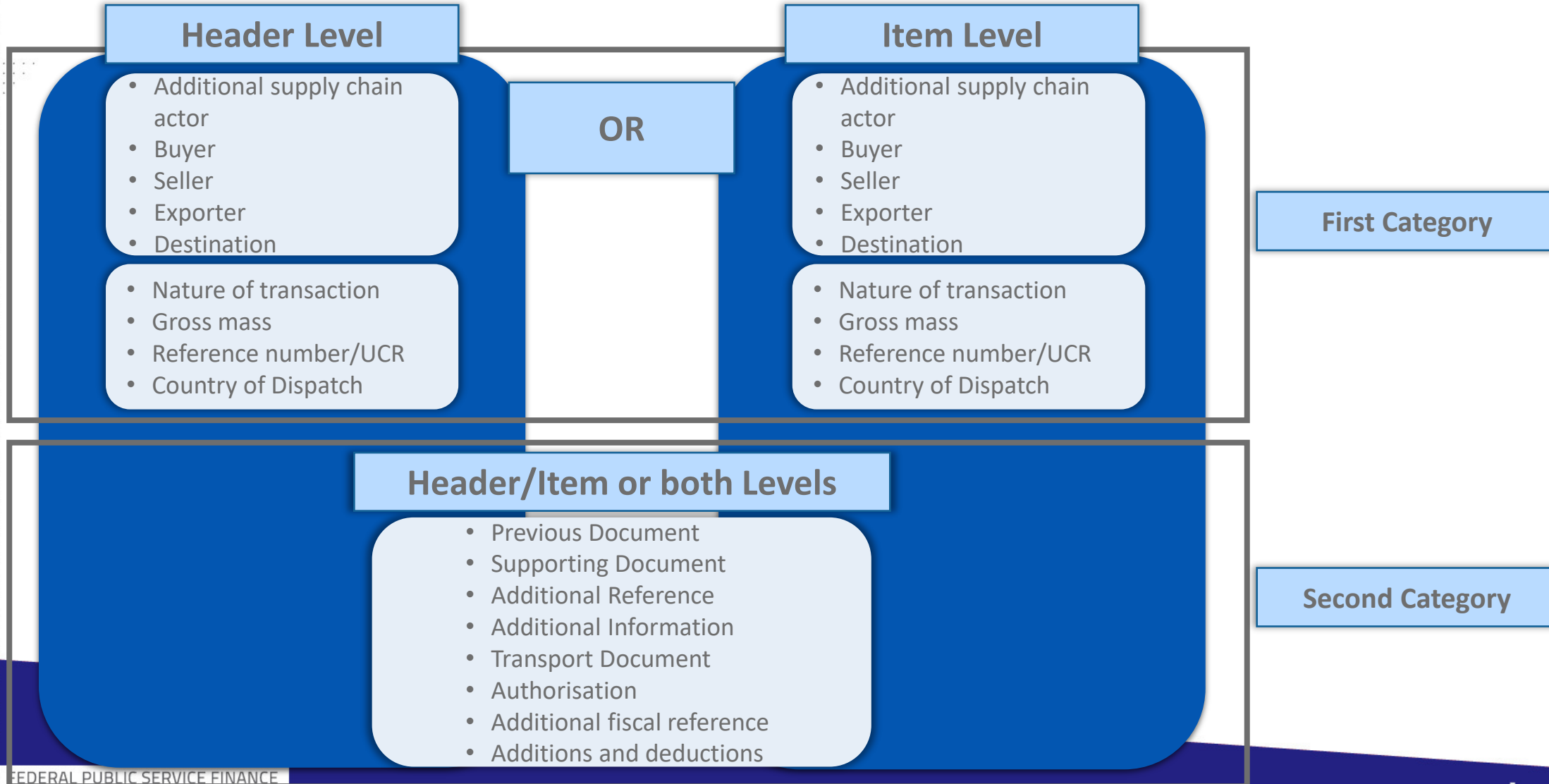
DEs (Data Elements)  
DGs (Data Groups)



*For both categories D.G.s are optionally declared, and the GS related information shall be recorded at Header level while the SI related information at the respective Item level.*



# USAGE OF DATA AT HEADER AND ITEM LEVEL IN IMPORT CUSTOMS DECLARATION(2/2)





## USAGE OF DATA GROUPS AT HEADER AND GOODS ITEM LEVEL – EXAMPLE #1

Import Operation  
.....  
D.G. Buyer  
Identification number AB123456789  
Name **Company A**  
.....

Goods Shipment Item #1  
.....  
D.G. Exporter  
Identification number CD123456789  
Name **Company 1 Ltd.**  
.....  
D.G. Country of Dispatch  
Country of dispatch **Albania**

Goods Shipment Item #2  
.....  
D.G. Exporter  
Identification number FC123456789  
Exporter **Company 2**  
.....  
D.G. Country of Dispatch  
Country of dispatch **Serbia**

Declarant **imports** two Goods Shipment Items where the **Exporter** is **different** for each of the goods items (Company 1 Ltd. and Company 2 respectively). The **Buyer** is Company A and is the same for both Goods Shipment Items. Two different country of dispatch – Albania is declared for **goods item #1** and Serbia for **goods item #2**.

Since the **Buyer** details are common for both Goods Shipment Items, they are declared at **Header level**, while the **Exporter and Country of Dispatch** details, that differ between the two Goods Shipment Items, shall be **declared at Item level**.



## USAGE OF DATA GROUPS AT HEADER AND GOODS ITEM LEVEL – EXAMPLE #2

<u>Goods Shipment</u>	
<u>D.G. Previous Document</u>	
Sequence number	1
Type	NMRN
CC qualifier	
Reference number	22ES002801I00093R4

<u>Goods Shipment Item #1</u>	
<u>D.G. Previous Document</u>	
Sequence number	1
Type	NMRN
CC qualifier	FR
Reference number	22FR002801I00093W1
...	
Goods item identifier	3

<u>Goods Shipment Item #2</u>	
<u>D.G. Previous Document</u>	
Sequence number	1
Type	NMRN
CC qualifier	FR
Reference number	22FR002801I00094W2
...	
Goods item identifier	4

Declarant lodges a supplementary declaration at IDMS in **ES** for goods presented in **FR**, which have been released with a simplified declaration covering **2 SIs**.

In **D.G. Previous Document** on **GS level** as previous document is declared the **MRN of the simplified declaration** since it relates to both SIs.

In the **D.G. Previous Document** on **Item level** is declared the **MRN of the declaration for the previous procedure discharged**. In this case the goods were **under temporary storage**.



## USAGE OF DATA GROUPS AT HEADER AND GOODS ITEM LEVEL – EXAMPLE #2

<u>Goods Shipment</u>	
<b>D.G. Previous Document</b>	
Sequence number	1
Type	NMRN
CC qualifier	
Reference number	22ES002801I00093R4

<u>Goods Shipment Item #1</u>	
<b>D.G. Previous Document</b>	
Sequence number	1
Type	NMRN
CC qualifier	FR
Reference number	22FR002801I00093W1
...	
Goods item identifier	3

<u>Goods Shipment Item #2</u>	
<b>D.G. Previous Document</b>	
Sequence number	1
Type	NMRN
CC qualifier	FR
Reference number	22FR002801I00094W2
...	
Goods item identifier	4

Declarant lodges a supplementary declaration at IDMS in **ES** for goods presented in **FR**, which have been released with a simplified declaration covering **2 SIs**.

In **D.G. Previous Document** on **GS level** as previous document is declared the **MRN of the simplified declaration** since it relates to both SIs.

In the **D.G. Previous Document** on **Item level** is declared the **MRN of the declaration for the previous procedure discharged**. In this case the goods were **under temporary storage**.



# AUTHORISATION AND SUPPORTING DOCUMENTS

Under D.G. 'Authorisation' only Annex A authorisations can be used. Usage of a separate D.G. can make easier the validation of authorisation that should be the first step when a declaration is lodged. All other authorisations, permits, certificates, licences and other types of documents shall be registered under D.G. 'Supporting Documents'.





## D.G. AUTHORISATION DIFFERENCES AT HEADER AND ITEM LEVEL (1/2)

### Differences between D.G. Authorisation used at Header and Item level:

- ✚ Authorisation corresponding to requested procedure code must be filled-in at Declaration level, with exception of End Use authorisation, requested procedure code must be the same for all goods items included in the declaration
- ✚ For end use authorisation (requested procedure 44), if the same authorisation is covering all items, it must be declared at Header level; otherwise, it must be declared at goods item level. Additionally, in case of end use authorisation its type should be declared because there are 2 types of end use authorisation (C990 end use authorisation ships and platforms / N990- EUS - authorisation for the use of end use procedure) and are usually related to a certain goods item
- ✚ Authorisation corresponding to previous procedure (if any) must always be filled-in at Item level



## D.G. AUTHORISATION DIFFERENCES AT HEADER AND ITEM LEVEL (2/2)

In case of binding information (BOI and BTI), authorisations can be registered either at Header level (if they concern all goods items declared) or at Item level (if they concern specific goods item of the declaration). In such case, data sub-elements Type and Holder of the authorisation shall be provided as well

In case of Simplified Declaration with regular use (under Article 166(2) of the Code), Authorisation shall contain at least one valid authorisation to use Simplified Declaration where authorisation reference number includes 'SDE'



## PREVIOUS DOCUMENT (1/2)

D.G. 'Previous Document' refers to the declaration concerning previous customs procedures (CL214).

In case the given previous document concerns all goods items of the declaration, it can be indicated in D.G. 'Previous Document' at Goods Shipment Item level, otherwise, it should be indicated in the same D.G. 'Previous Document' existing at goods item level.

Structure of the D.G. is different at Shipment and at Item levels:

**Goods Shipment**  
**D.G. Previous Document**

Type  
Reference number

**Goods Shipment Item**  
**D.G. Previous Document**

Type  
Reference number  
**Type of packages**  
**Number of packages**  
**Measurement unit and qualifier**  
**Quantity**  
**Goods item identifier**

*These D.E.s intend to facilitate discharge of a previous (special) procedure.*

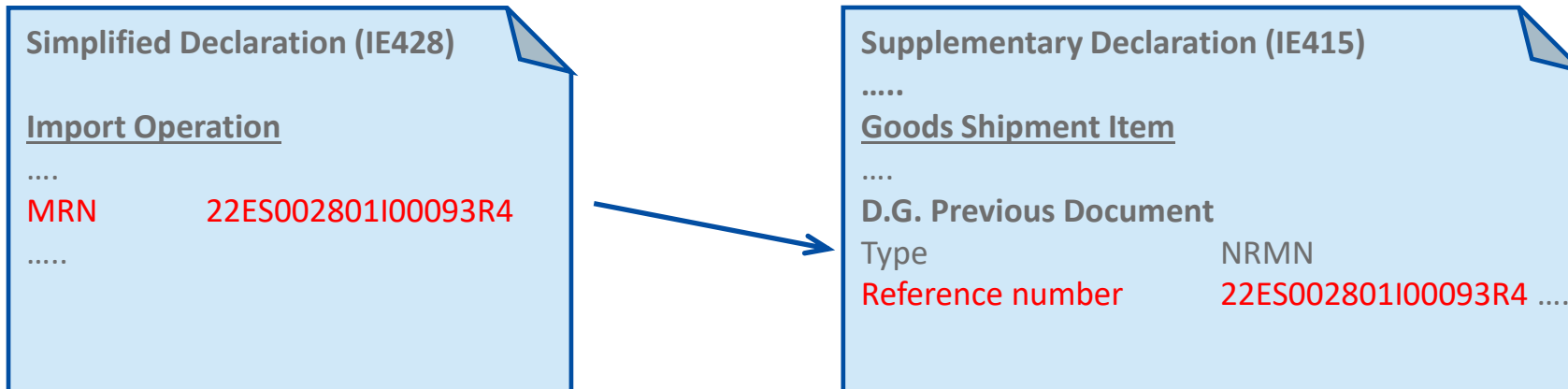
**i**

*For writing off purposes D.G. Previous Document can be used only on Item level, because details related to the writing-off of goods declared in the previous document concerned can be declared only on Item level. For technical reasons the first document will be taken into for writing off purposes*



## PREVIOUS DOCUMENT (2/2)

Usage of D.G. 'Previous Document' is shown below for case of Simplified and Supplementary Customs Declaration. The two Customs Declarations are linked together via the MRN number of the simplified declaration that can be registered as a Previous document (document type code `NMRN`) in supplementary declaration.



*The usage of D.G. Previous Document is also used in following cases:*

- End of temporary storage for Non-union goods by placing them under import customs procedure*
- Discharge of special procedure*



# SUPPORTING DOCUMENT

Supporting documents are the ones required for application of the provisions governing the customs procedure for which goods are declared (Article 163, para 1 UCC). These documents should be declared in Customs Declaration under D.G. Supporting Document with the related codes in CL213. D.G. Supporting Document has different structure in Shipment and Item levels respectively:

**Goods Shipment**  
**D.G. Supporting Document**

Type  
Reference number  
Document line item number  
Issuing authority name  
Date of validity

**Goods Shipment Item**  
**D.G. Supporting Document**

Type  
Reference number  
Document line item number  
Issuing authority name  
Date of validity  
**Measurement unit and qualifier**  
**Quantity**  
**Currency**  
**Amount**

*The additional data items concern the **writing-off** of the goods declared in the declaration concerned, in relation to the import licenses and certificates.*



# TRANSPORT DOCUMENT

D.G. Transport Document refers to transport document with which the goods have been brought into customs territory of the Union. It includes the relevant codes (CL754 – Transport Document Type) for the type of transport document, followed by reference number of the document concerned. Structure of this D.G. - same at Shipment and Item level.

Goods Shipment  
D.G. Transport Document

Type  
Reference Number

Goods Shipment Item  
D.G. Transport Document

Type  
Reference Number



## ADDITIONAL REFERENCE

Under D.G. **Additional Reference**, Declarant can **register** all the TARIC document type codes (CL380 - Additional Reference) starting with letter **Y** that cover **no physical certificates and documents**. Only the type of the document is required and no reference number is needed to be declared. **Structure** of this D.G. is the **same** at Shipment and Item level.

Goods Shipment  
D.G. Additional Reference

Type

Goods Shipment Item  
D.G. Additional Reference

Type



## IDENTIFICATION OF THE ACTORS



- What are the available actors?

- Importer
- Declarant
- Representative
- Buyer
- Seller
- Exporter
- Person providing a guarantee
- Person paying customs duty
- Additional supply chain actor

i

*'Contact person' is an optional information to ensure a better cooperation and communication between the customs authority and the person involved.*

- ✓ **Importer** and **Declarant** should always be required, whilst other parties are dependent or optional and required in specific cases
- ✓ As a rule, the identification of the parties is done through the D.E. 'Identification number', where EORI or TCUIN can be used. **Name** and **address** should be declared only in case the person concerned (a party in the declaration) has **no EORI** registration or if the registered identification number cannot be validated by the **national application**
- ✓ Regarding the Representative, only **Identification** number and **status** shall be registered in Customs Declaration considering Representative shall always possess an **EORI** number





# DECLARANT AND REPRESENTATIVES

Three main business cases can be defined, related to Importer/Declarant and Representative:



Indirect  
Representation



Importer is different from Declarant, where D.G. 'Importer' and D.G. 'Declarant' are filled in with the different EORIs in IE415



Direct  
Representation



- Two actors involved in the Customs Declaration
- Representative represents the Declarant in direct status. D.G. Representative is filled in with the Direct Representative's EORI and the status is '2'(direct)



No  
Representation



- Only one actor exists in the Customs Declaration
- Importer is equal with Declarant, meaning that D.G. 'Importer' and D.G. 'Declarant' are filled in with the same EORI in IE415
- D.G. 'Representative' is not to be used in IE415



# TRANSPORT EQUIPMENT

Structure of **D.G. Transport Equipment**, contains **D.G. Container Identification Number**. When container(s) is used (i.e., container indicator = 1) **at least one container ID** must be recorded and Declarant can register correctly in **which container** the **goods** are (**if containerised**).

Three cases identified:

## Case #1

If only one container ID is indicated then D.G. Goods Reference is optional, when all goods items in the declaration are in this container.

## Case #2

When not all goods are containerised, the D.G. Goods Reference should be used to indicate which goods items are containerised, and which are not.

## Case #3

If more than one containers are indicated, then in every iteration of D.G. Transport Equipment, the container ID shall be recorded along with the relevant Declaration goods items under D.G. Goods Reference.



## TRANSPORT MEANS AT ARRIVAL AND AT THE BORDER

Declarant can **register the transport means at arrival and at the border** based on the requirements of Annex B of UCC DA.

The following D.G.s and DIs are available to **provide information to customs authority** for means of transport:

- ✓ D.E. Mode of transport at the border
- ✓ D.E. Inland mode of transport
- ✓ D.G. Arrival Transport Means
- ✓ D.G. Active Border Transport Means

i

*D.E. 'Inland mode of transport' must not be provided where the import formalities are carried out at the point of entry into the customs territory of the Union.*



## LOCATION OF GOODS

In case of **pre-logged declaration**, **registration** of the location of goods is **not mandatory**. But in **PN (IE432)** this information shall be provided to customs.

If **pre-logged declaration (IE415)** still **contained the D.G. Location of Goods**, this information can be overwritten by the information provided in the PN (IE432), as Declarant might **not know the exact location** of goods before they are presented.

**i**

*Only UN/LOCODE as type of location shall be used in IDMS (qualifier of identification “U”) and it is not necessary to fill in all the sub-data elements.*



# WAREHOUSE

D.E. 'Warehouse'



Status 'A' only for declaration for customs warehousing (column H2)

*where the declaration of placing of goods under a customs procedure is used to discharge a customs warehousing procedure*



# COUNTRY OF DISPATCH

## Usage of D.E. 'Country of dispatch'

Goods were subject to commercial transaction, while on their way from the initial transport related country of export to their release into the customs procedure.



All countries traversed between initial transport related country of export and Member State where goods are located at time of release into customs procedure are considered intermediary countries.



While in an intermediary country, the goods have been subjected to e.g. a sale, then this intermediary country would become "country of dispatch/export". In case of repetitive sales on the way, the last intermediary country would be "country of dispatch/export".

**i**

*Commercial transaction covers any transaction which either changes the nature of the goods (e.g., processing) or which has effect on who is (to become) owner of the goods. Any action of handling the goods to preserve them or to rearrange their transport must not be considered.*

**i**

*If neither a commercial transaction (e.g., sale or processing), nor a stoppage unrelated to the transport of goods has taken place in an intermediate country, the relevant Union code should be entered to indicate the country from which goods were initially dispatched to the Member State in which the goods are located at the time of their release into the customs procedure.*



# COUNTRY OF ORIGIN

In this **D.E.**, information about the **country of non-preferential origin** should be entered. The **country of non-preferential origin** can be different from the **country of preferential origin**.

## 'Country of origin' is required when

No preferential treatment is applied

Country of non-preferential origin is different to the country of preferential origin

**i**

*The country of non-preferential origin will trigger measures outside of preferential agreements that are based on the origin (e.g. collection of anti-dumping duties; certain tariff quotas).*



# COUNTRY OF PREFERENTIAL ORIGIN

## D.E. 'Country of preferential origin'

Country of preferential origin can be **different** from **country of non-preferential origin** and is the basis for preferential treatment as **foreseen** in the bilateral or multilateral **agreement**, the EU has concluded with the relevant third country or group of third countries. The rules for D.E. 'Country of preferential origin' are established upon these agreements.

## TARIC Validation

No CL is associated to this D.E. avoiding duplication of TARIC values. Trader can directly use TARIC database to enter the relevant code in Customs Declaration and then validation will be done directly in TARIC.

**i**

*Required if a preferential treatment based on the origin of the goods is requested in D.E. Preference, where the first digit of the respectful codes is 2 or 3.*

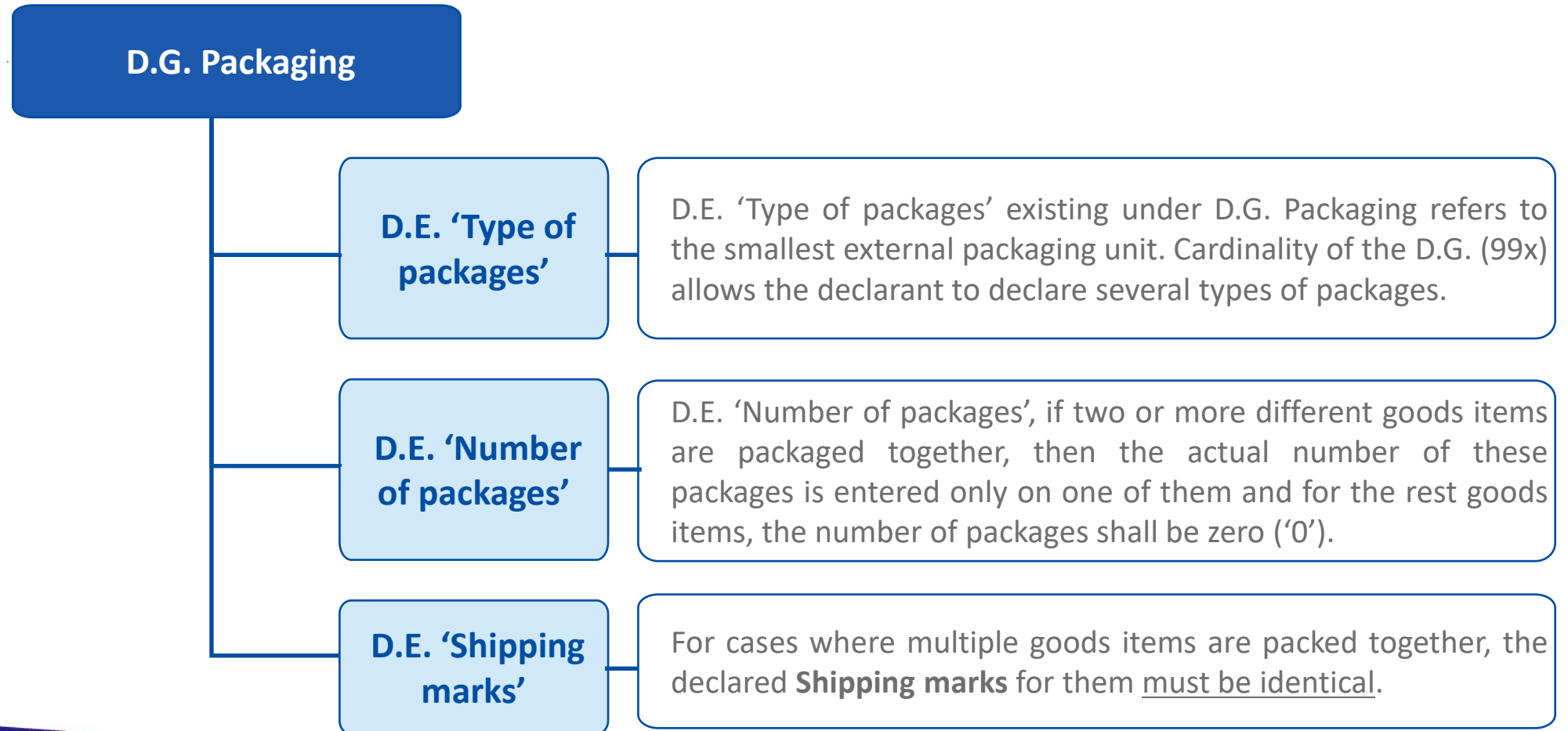
**i**

*Can be omitted in simplified declaration, where conditions prescribed in authorisation for use of simplified declaration allow MS to defer the collection of this D.E. in supplementary declaration.*





## 'TYPE OF PACKAGES' AND 'SHIPPING MARKS'





## PLANNING

- Test Environment: 05/06/2023
- Technical production : 06/12/2023
- Operational production : 30/12/2023



Federal  
Public Service  
**FINANCE**

# NCTS PHASE 5



[WWW.FIN.BELGIUM.BE](http://WWW.FIN.BELGIUM.BE)

CUSTOMS AND EXCISES • FEDERAL PUBLIC SERVICE FINANCE

.be

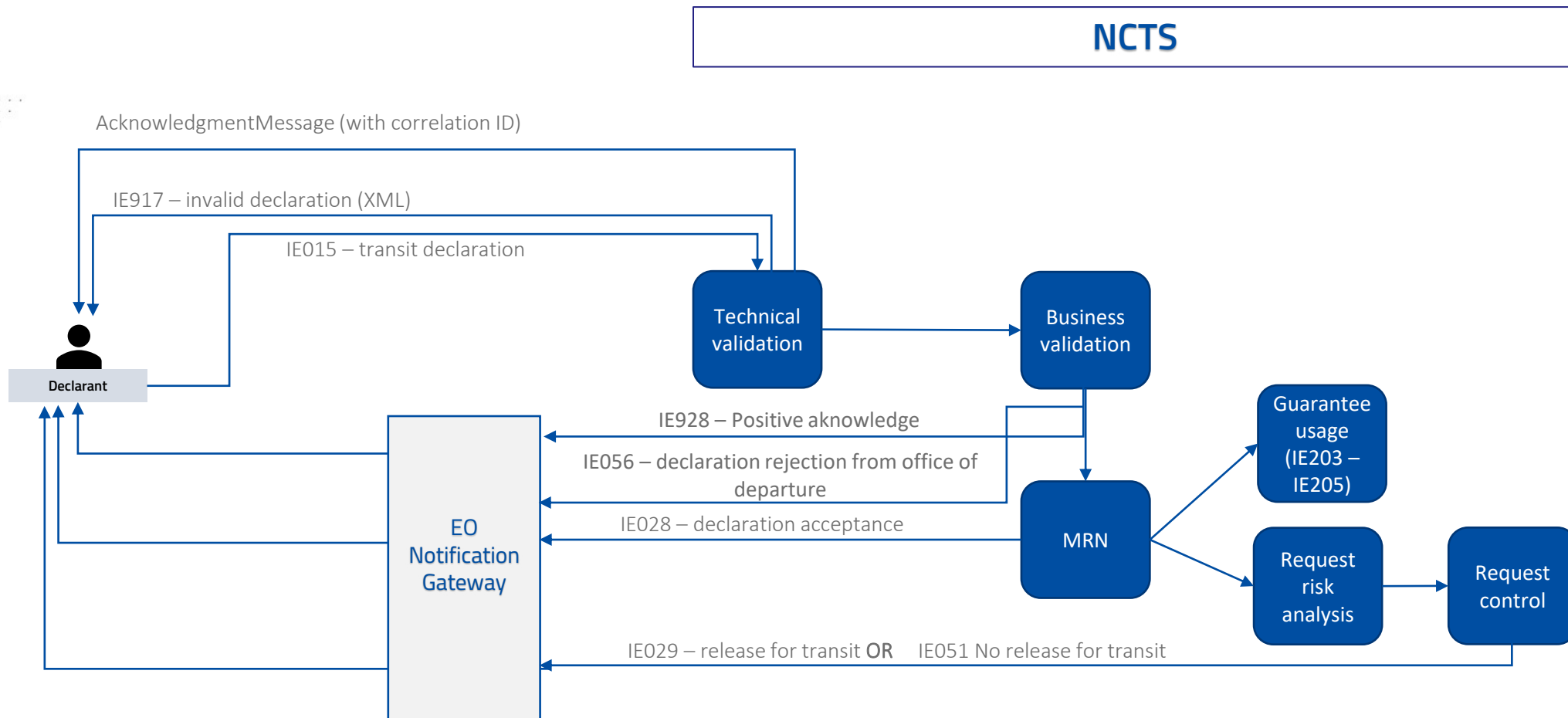


# NCTS (NEW COMPUTERISED TRANSIT SYSTEM)

- **NCTS**  
is the application that manages the transit declarations, this on the basis of electronic message exchange. This exchange of messages is between different parties:
  - Between economic operators and customs (external domain)
  - Between customs offices of 1 country (national domain)
  - Between customs offices of different countries (common domain)
- **Union transit :**
  - External transit: T1  
External transit makes it possible to transfer non-union goods from one place inside the customs territory of the union with suspension of customs duties and other taxes, such as VAT and excise duties
  - Internal transit: T2  
With the procedure internal transit an economic operator can temporarily leave the customs territory of the Union and come back while maintaining the Union status of the goods.
- **Common transit:**
  - Transit between the customs territory of the Union and the other contracting transit countries and also transit between other parties of the contracting transit countries.
  - The Contracting Transit countries (CTC) are: the European Union, Iceland, Switzerland, Liechtenstein, Norway, United Kingdom, Turkey, the former Yugoslav republic of Macedonia, Serbia and Ukraine

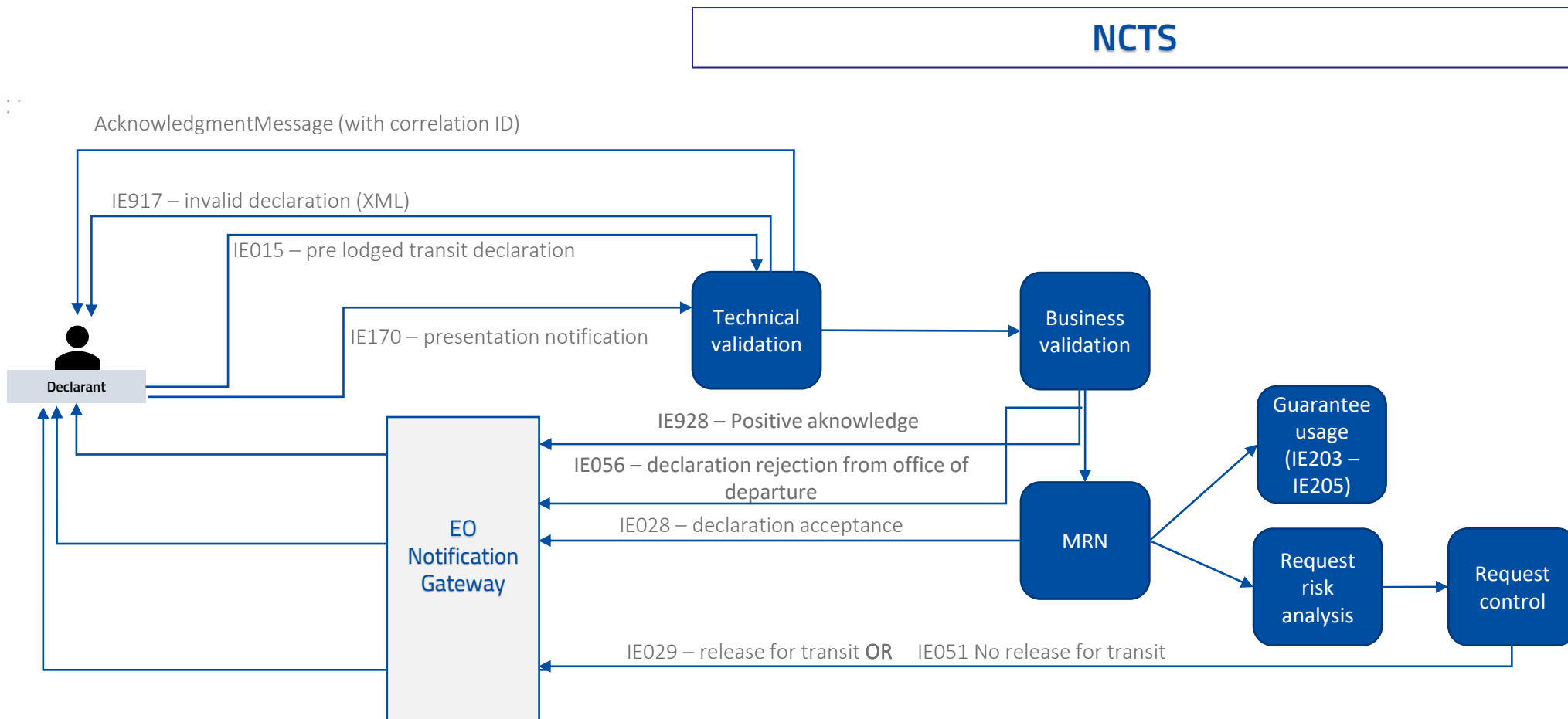


# CORE FLOW NCTS DEPARTURE



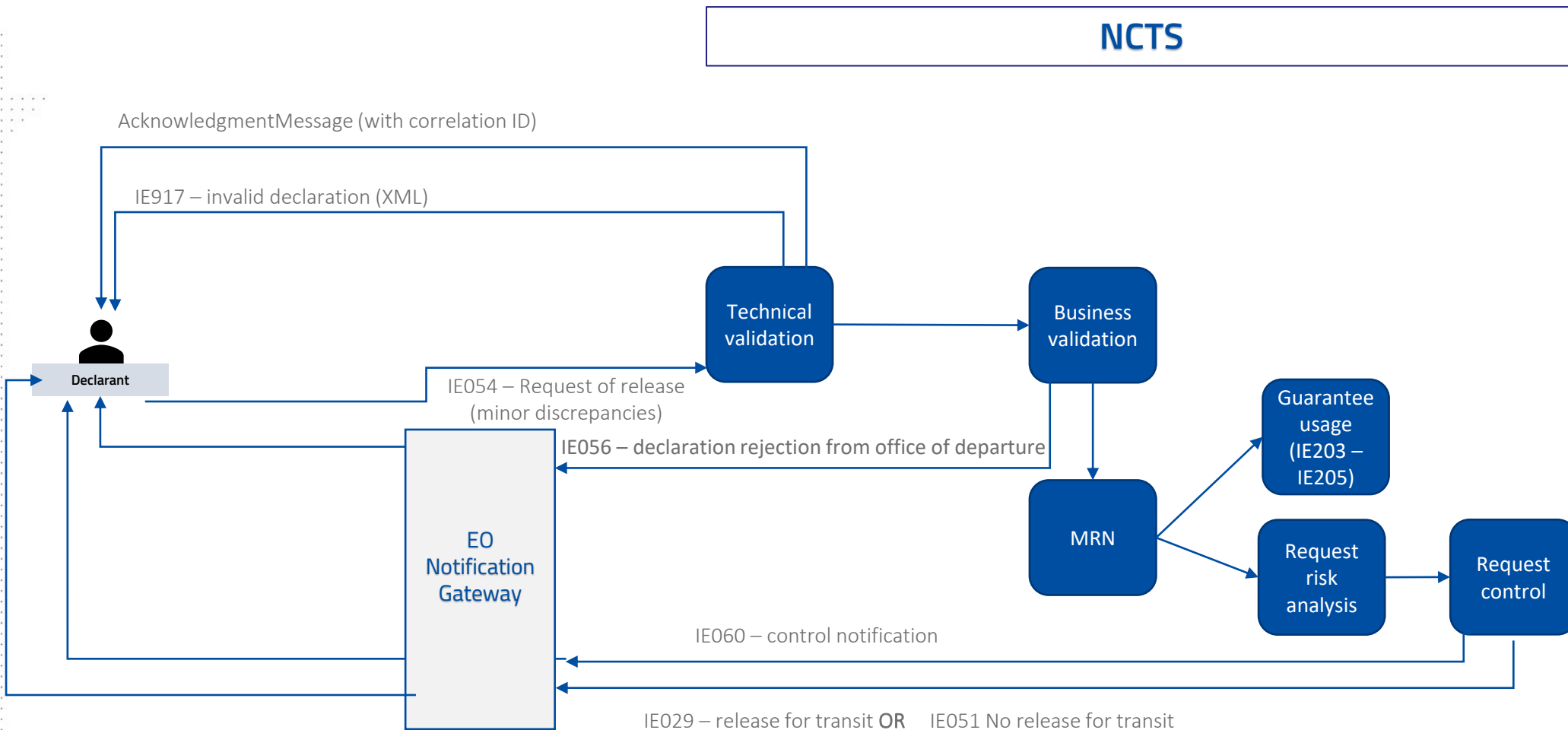


# PRE LODGED FLOW NCTS DEPARTURE



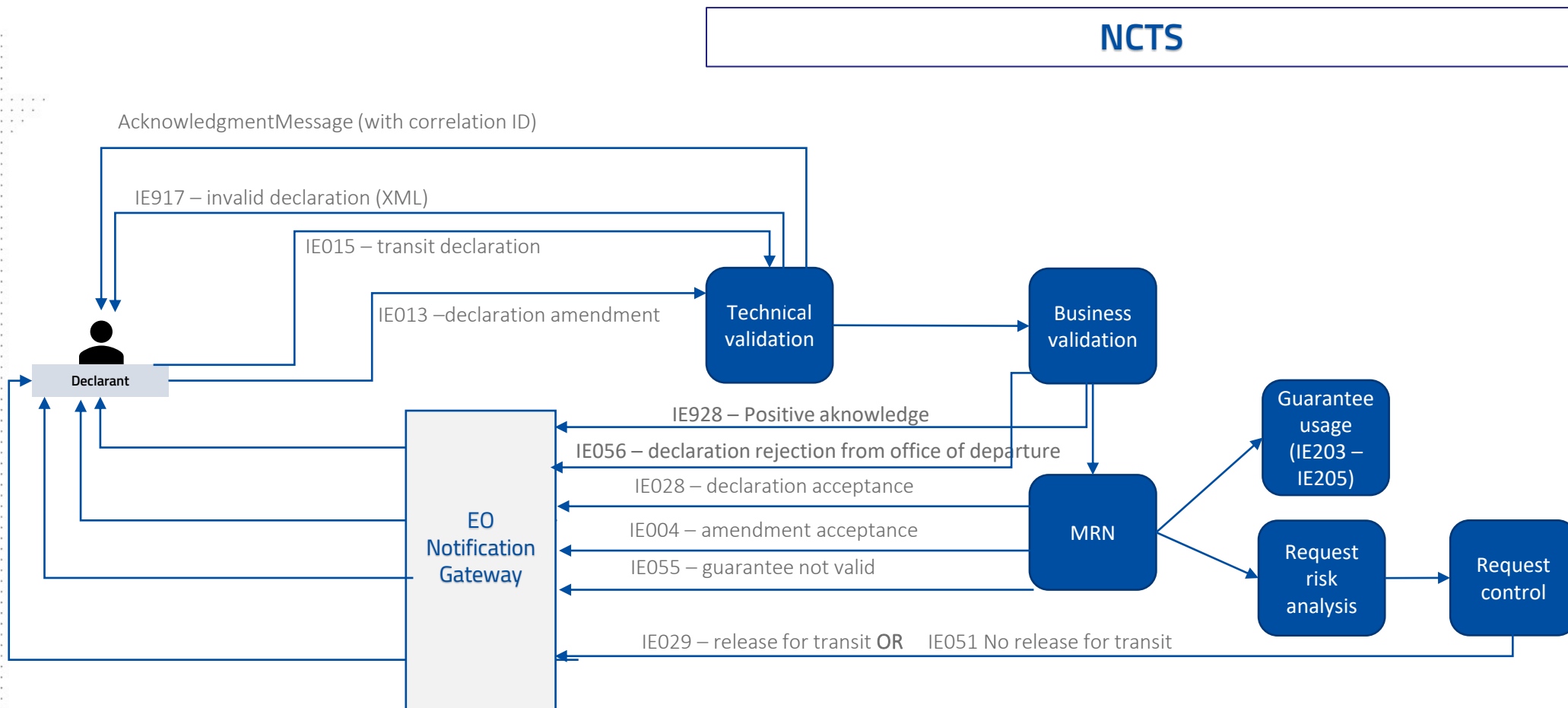


# FLOW NCTS DEPARTURE IN CASE OF CONTROL





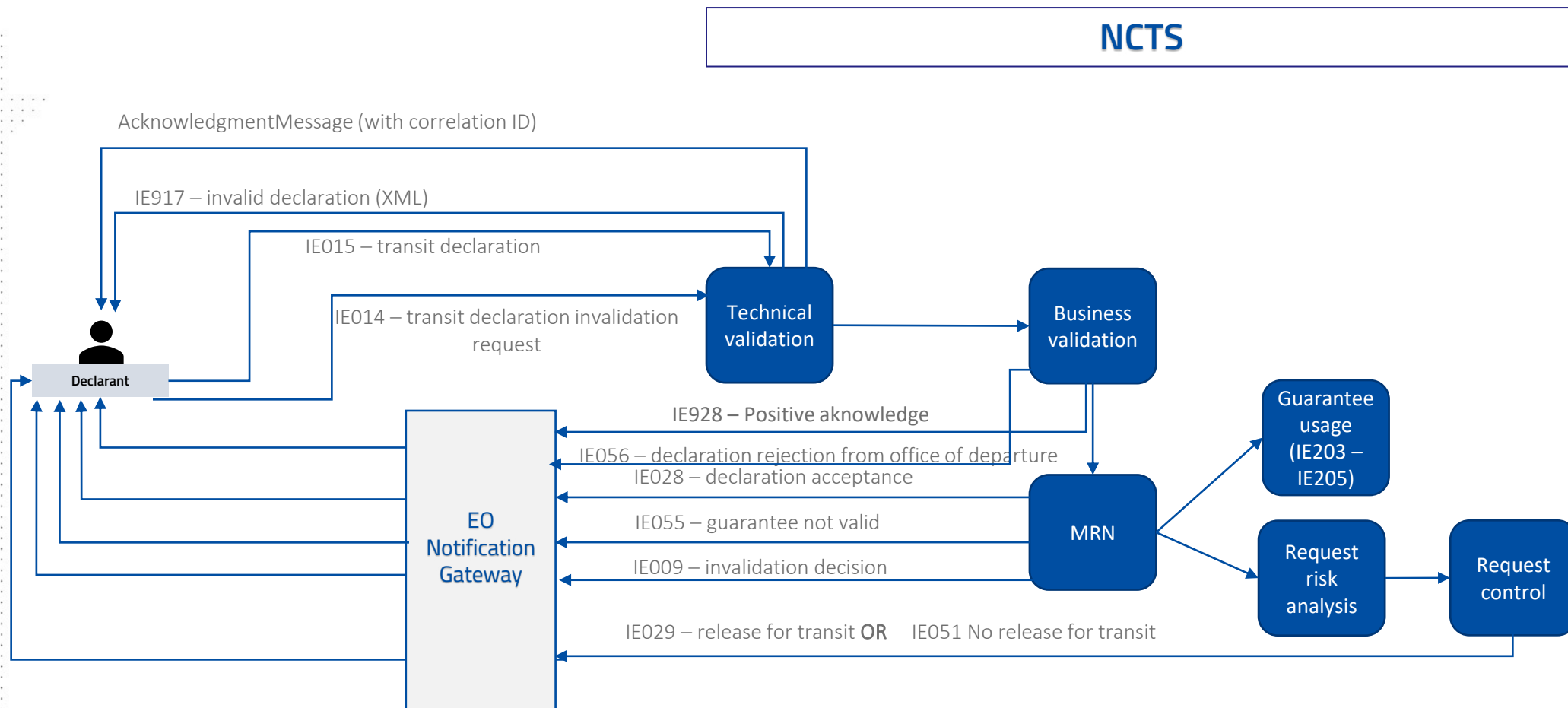
# AMENDMENT FLOW NCTS DEPARTURE





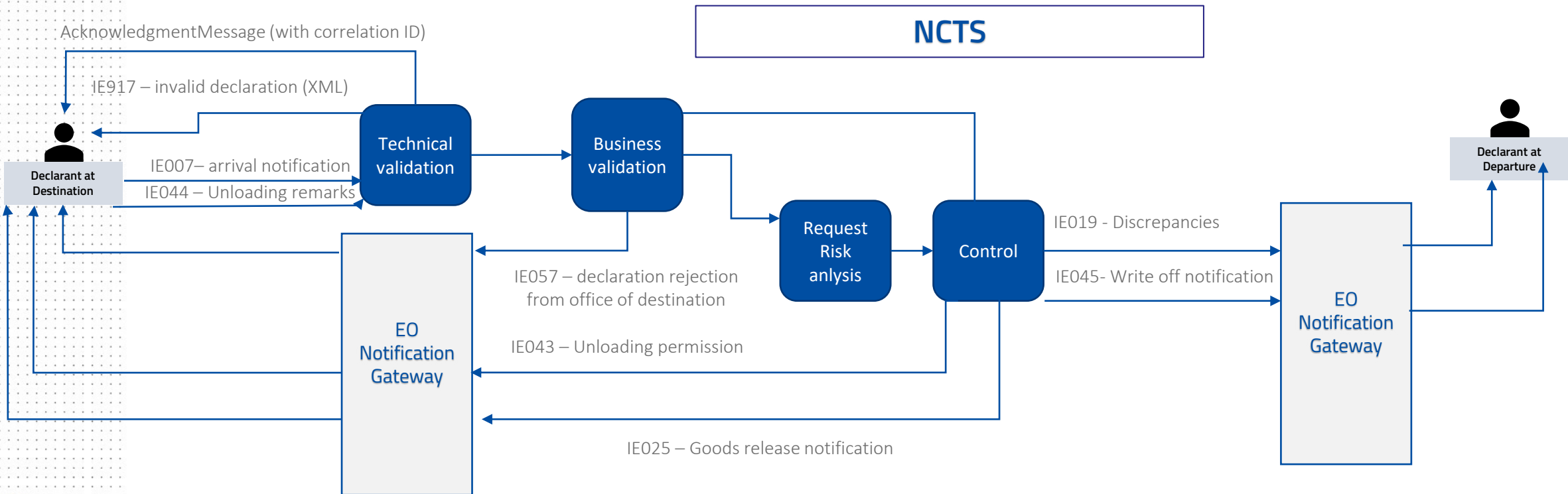


# INVALIDATION FLOW NCTS DEPARTMENT





# FLOW ARRIVAL AT DESTINATION





# PLANNING DIFFERENT PHASES OF GOING INTO PRODUCTION

- Phase 1 (MVP)
  - All existing functionalities from the current NCTS + pre lodge declaration Voorziene datum 29 november 2023
- Phase 2 and 3
  - Addition of new functionalites
    - Office of incidentregistration
    - Office of Exit for transit
    - Scenario's export followed by transit (connection with AES)
  - Dates for fase 2 and 3 still to be estimated



## IMPORTANT LINK

- NCTS P5 internet page:  
[NCTS P5 | FOD Financiën \(belgium.be\)](#)



## MESSAGE IMPLEMENTATION GUIDE NCTS

New version 1.7 published (17-05-2023)

- Process model graphics
- Information model (messages)
- Information model description (explanation on content of messages)
- Datamapping NCTS P4 vs P5
- Rules and conditions
- codelists
- XML mapping
- XSD
- Rules mapping



# TESTING

The screenshot shows the top navigation bar of the website. It includes language selection options (NL, FR, EN, DE) and a user account link labeled 'Mijn account'. The main header features the logo and name of the Federal Public Service Finance, specifically the Customs and Excise department. Below the header, there is a menu with options: 'NIEUWE AANGIFTE', 'CONCEPT', 'TEMPLATES', 'GEAVANCEERD ZOEKEN', and 'REQUESTS'. A search bar is present with the placeholder text 'Zoek naar MRN' and a magnifying glass icon. The main content area below the menu contains the text '> Start' and 'home works!'.



# WHAT CAN BE TESTED BY TRADERS

- Traders can send following messages:

Messages send to NCTS			
Message ID	Description	URL	Example message
IE013	Declaration amendment	<a href="https://wsapi-a.minfin.be/NCTS/DEP/OAU/v1/transitDeclarations/amend">https://wsapi-a.minfin.be/NCTS/DEP/OAU/v1/transitDeclarations/amend</a>	<a href="https://financien.belgium.be/sites/default/files/Helpdesk_PLDA/NCTS-RW/P5/IE013%20amendment%20pre%20lodge%20declaration.txt">https://financien.belgium.be/sites/default/files/Helpdesk_PLDA/NCTS-RW/P5/IE013%20amendment%20pre%20lodge%20declaration.txt</a> <a href="https://financien.belgium.be/sites/default/files/Helpdesk_PLDA/NCTS-RW/P5/IE013%20amendment.txt">https://financien.belgium.be/sites/default/files/Helpdesk_PLDA/NCTS-RW/P5/IE013%20amendment.txt</a>
IE015	Declaration Data	<a href="https://wsapi-a.minfin.be/NCTS/DEP/OAU/v1/transitDeclarations">https://wsapi-a.minfin.be/NCTS/DEP/OAU/v1/transitDeclarations</a>	<a href="https://financien.belgium.be/sites/default/files/Helpdesk_PLDA/NCTS-RW/P5/IE015%20pre%20lodge%20declaration.txt">https://financien.belgium.be/sites/default/files/Helpdesk_PLDA/NCTS-RW/P5/IE015%20pre%20lodge%20declaration.txt</a> <a href="https://financien.belgium.be/sites/default/files/Helpdesk_PLDA/NCTS-RW/P5/IE015%20standard%20declaration.txt">https://financien.belgium.be/sites/default/files/Helpdesk_PLDA/NCTS-RW/P5/IE015%20standard%20declaration.txt</a> <a href="https://financien.belgium.be/sites/default/files/Helpdesk_PLDA/PNTS/IE015%20standard%20declaration%20with%20multiple%20consignmentitems.zip">https://financien.belgium.be/sites/default/files/Helpdesk_PLDA/PNTS/IE015%20standard%20declaration%20with%20multiple%20consignmentitems.zip</a>
IE170	Presentation Notification for the pre-lodged declaration	<a href="https://wsapi-a.minfin.be/NCTS/DEP/OAU/v1/transitDeclarations/presentationNotifications">https://wsapi-a.minfin.be/NCTS/DEP/OAU/v1/transitDeclarations/presentationNotifications</a>	<a href="https://financien.belgium.be/sites/default/files/Helpdesk_PLDA/NCTS-RW/P5/IE170%20presentation%20notification.txt">https://financien.belgium.be/sites/default/files/Helpdesk_PLDA/NCTS-RW/P5/IE170%20presentation%20notification.txt</a>
IE014	Declaration Invalidation Request	<a href="https://wsapi-a.minfin.be/NCTS/DEP/OAU/v1/transitDeclarations/invalidations">https://wsapi-a.minfin.be/NCTS/DEP/OAU/v1/transitDeclarations/invalidations</a>	<a href="https://financien.belgium.be/sites/default/files/Helpdesk_PLDA/NCTS-RW/P5/IE014%20Declaration%20Invalidation%20Request.txt">https://financien.belgium.be/sites/default/files/Helpdesk_PLDA/NCTS-RW/P5/IE014%20Declaration%20Invalidation%20Request.txt</a>
IE054	Request of release	<a href="https://wsapi-a.minfin.be/NCTS/DEP/OAU/v1/transitDeclarations/requestOfRelease">https://wsapi-a.minfin.be/NCTS/DEP/OAU/v1/transitDeclarations/requestOfRelease</a>	<a href="https://financien.belgium.be/sites/default/files/Helpdesk_PLDA/NCTS-RW/P5/IE054%20Request%20of%20release.txt">https://financien.belgium.be/sites/default/files/Helpdesk_PLDA/NCTS-RW/P5/IE054%20Request%20of%20release.txt</a>
IE007	Arrival notification	<a href="https://wsapi-a.minfin.be/NCTS/DES/OAU/v1/destination/arrivalNotification">https://wsapi-a.minfin.be/NCTS/DES/OAU/v1/destination/arrivalNotification</a>	<a href="https://financien.belgium.be/sites/default/files/Helpdesk_PLDA/NCTS-RW/P5/IE007%20arrival%20notification.txt">https://financien.belgium.be/sites/default/files/Helpdesk_PLDA/NCTS-RW/P5/IE007%20arrival%20notification.txt</a>



# WHAT CAN BE TESTED BY TRADERS

- Traders can receive following messages

Message send by NCTS		
Message ID	Description	Example message
IE004	Amendment acceptance	<a href="https://financien.belgium.be/sites/default/files/Helpdesk_PLDA/NCTS-RW/P5/IE004%20amendment%20acceptace.txt">https://financien.belgium.be/sites/default/files/Helpdesk_PLDA/NCTS-RW/P5/IE004%20amendment%20acceptace.txt</a>
IE009	Ivalidation decision	<a href="https://financien.belgium.be/sites/default/files/Helpdesk_PLDA/NCTS-RW/P5/IE004%20amendment%20acceptace.txt">https://financien.belgium.be/sites/default/files/Helpdesk_PLDA/NCTS-RW/P5/IE004%20amendment%20acceptace.txt</a>
IE019	Discrepancies	<a href="https://financien.belgium.be/sites/default/files/Helpdesk_PLDA/NCTS-RW/P5/IE019%20discrepancies.txt">https://financien.belgium.be/sites/default/files/Helpdesk_PLDA/NCTS-RW/P5/IE019%20discrepancies.txt</a>
IE025	Goods release notification	<a href="https://financien.belgium.be/sites/default/files/Helpdesk_PLDA/NCTS-RW/P5/IE025%20goods%20release%20notification.txt">https://financien.belgium.be/sites/default/files/Helpdesk_PLDA/NCTS-RW/P5/IE025%20goods%20release%20notification.txt</a>
IE028	MRN allocated	<a href="https://financien.belgium.be/sites/default/files/Helpdesk_PLDA/NCTS-RW/P5/IE028.txt">https://financien.belgium.be/sites/default/files/Helpdesk_PLDA/NCTS-RW/P5/IE028.txt</a>
IE029	Release for transit	<a href="https://financien.belgium.be/sites/default/files/Helpdesk_PLDA/NCTS-RW/P5/IE029%20release%20for%20transit.txt">https://financien.belgium.be/sites/default/files/Helpdesk_PLDA/NCTS-RW/P5/IE029%20release%20for%20transit.txt</a>
IE043	Unloading permission	<a href="https://financien.belgium.be/sites/default/files/Helpdesk_PLDA/NCTS-RW/P5/IE043%20unloading%20permission.txt">https://financien.belgium.be/sites/default/files/Helpdesk_PLDA/NCTS-RW/P5/IE043%20unloading%20permission.txt</a>
IE045	Write-Off notification	<a href="https://financien.belgium.be/sites/default/files/Helpdesk_PLDA/NCTS-RW/P5/IE045%20write-off%20notification.txt">https://financien.belgium.be/sites/default/files/Helpdesk_PLDA/NCTS-RW/P5/IE045%20write-off%20notification.txt</a>
IE051	No release for transit	<a href="https://financien.belgium.be/sites/default/files/Helpdesk_PLDA/NCTS-RW/P5/IE051%20no%20release%20for%20transit.txt">https://financien.belgium.be/sites/default/files/Helpdesk_PLDA/NCTS-RW/P5/IE051%20no%20release%20for%20transit.txt</a>
IE055	Guarantee not valid	<a href="https://financien.belgium.be/sites/default/files/Helpdesk_PLDA/NCTS-RW/P5/IE055%20guarantee%20not%20valid.txt">https://financien.belgium.be/sites/default/files/Helpdesk_PLDA/NCTS-RW/P5/IE055%20guarantee%20not%20valid.txt</a>
IE056	Rejection from office of departure	<a href="https://financien.belgium.be/sites/default/files/Helpdesk_PLDA/NCTS-RW/P5/IE056.txt">https://financien.belgium.be/sites/default/files/Helpdesk_PLDA/NCTS-RW/P5/IE056.txt</a>
IE057	Rejection from Office of destination	<a href="https://financien.belgium.be/sites/default/files/Helpdesk_PLDA/NCTS-RW/P5/IE057%20rejection%20from%20office%20of%20destination.txt">https://financien.belgium.be/sites/default/files/Helpdesk_PLDA/NCTS-RW/P5/IE057%20rejection%20from%20office%20of%20destination.txt</a>
IE060	Control decision notification	<a href="https://financien.belgium.be/sites/default/files/Helpdesk_PLDA/NCTS-RW/P5/IE060%20control%20decision%20notification.txt">https://financien.belgium.be/sites/default/files/Helpdesk_PLDA/NCTS-RW/P5/IE060%20control%20decision%20notification.txt</a>
IE917	XML Nack	<a href="https://financien.belgium.be/sites/default/files/Helpdesk_PLDA/NCTS-RW/P5/IE917.txt">https://financien.belgium.be/sites/default/files/Helpdesk_PLDA/NCTS-RW/P5/IE917.txt</a>
IE928	Positive aknowledge	<a href="https://financien.belgium.be/sites/default/files/Helpdesk_PLDA/NCTS-RW/P5/IE928.txt">https://financien.belgium.be/sites/default/files/Helpdesk_PLDA/NCTS-RW/P5/IE928.txt</a>





# UPCOMMING

Message ID	Status	JIRA ticket
IE035 recovery notification	under analysis	<a href="https://minfin.atlassian.net/browse/MSPNCTSP5-5331">https://minfin.atlassian.net/browse/MSPNCTSP5-5331</a>
IE022 notification to amend declaration	phase 1 or 2 after MVP	
IE023 guarantor notification	not in current Guarantee Management System	
IE044 unloading remarks	under analysis	<a href="https://minfin.atlassian.net/browse/MSPNCTSP5-5363">https://minfin.atlassian.net/browse/MSPNCTSP5-5363</a>
IE140 request on non-arrived movement	under analysis	<a href="https://minfin.atlassian.net/browse/MSPNCTSP5-4708">https://minfin.atlassian.net/browse/MSPNCTSP5-4708</a>
IE141 information about non-arrived movement	sprint 22	<a href="https://minfin.atlassian.net/browse/MSPNCTSP5-4658">https://minfin.atlassian.net/browse/MSPNCTSP5-4658</a>
IE182 forwarded incident notification	phase 1 or 2 after MVP	
IE225 guarantee update notification	not in current GMS so not part of MVP	
IE228 Comprehensive guarantee cancelation liability liberation	not in current GMS so not part of MVP	
IE229 individual guarantee voucher revocation notification	not in current GMS so not part of MVP	
IE231 comprehensive guarantee cancelation notification	not in current GMS so not part of MVP	



## PRACTICAL

- When you are testing and you expect an action like:
  - Answer on invalidation request
  - Release of a declaration
  - Refusal of invalidation
  - ...

Send a mail to: [ncts.helpdesk@minfin.fed.be](mailto:ncts.helpdesk@minfin.fed.be)

With subject: testing NCTS P5



Federal  
Public Service  
**FINANCE**





## Q & A

- HS code verplicht vanaf de implementatie op 29/11/23 of pas bij invoering van PN/TS op 1/3/2024? Want HS code is nu niet verplicht in het CUSCAR bericht.

Van bij de start van NCTS, op 29/11/2023

- Wanneer zal de testomgeving beschikbaar zijn?

De testomgeving is reeds beschikbaar, bepaalde functionaliteiten dienen evenwel nog geïmplementeerd te worden.

- Hoe zal de overgang verlopen?

Big Bang, Go Live voorzien op 29 november. Vroeger opstarten is bijgevolg niet mogelijk. Een overstapperiode is niet voorzien. Indien een operator niet klaar is met de implementatie kan er tijdelijk gebruik gemaakt worden van de webapplicatie.



## Q & A

- Verantwoordelijkheid van de HS codes bij inkomende transit documenten na invoering van NCTS P5. Zal deze bij de importeur liggen? Wat bij incorrecte HS bij een fysieke verificatie?

En bref, selon le §2 de l'art. 15 du CDU, le déclarant en douane est responsable de l'exactitude et du caractère complet des renseignements fournis dans la déclaration.

En cas de contrôle d'un envoi sous transit lors duquel la vérification démontrerait qu'un code SH erroné a été introduit, il convient de considérer le déclarant comme responsable

- 'NCTS: Als men border transport means instuurt, moet men ook customs office insturen. Echter kan dit alleen een transit office of een destination office zijn. Wil dit zeggen dat bij invoer waar men goederen met NCTS wegvoert van de kaai, men geen border transport means mag opgeven?

we hebben ook 'inland mode of transport' en dat dient om de vervoerswijze in te geven bij vertrek



## Q & A

- NCTS: Ik heb een NCTS departure met 1 house en 1 goods item en 2 packages nl 1 met mark 'A' en ander met mark 'B'. Bij aankomst blijkt dat de package met mark B ontbreekt. Wat moet ik precies meesturen in CC044C voor de house info, goods item info en de packages.

R0054 legt uit hoe je dit moet invullen:

**R0054**

**Technical Description:  
Numbering of items:**

**IF a discrepancy is identified in the Data Group THEN:**

- 'Sequence number' shall be unique AND EQUAL to the sequence number of the Data Group defined in the declaration for which the discrepancy is reported.

**IF a new Data Group is identified THEN:**

- 'Sequence number' shall be unique AND EQUAL to the number of the last sequence number of the Data Group + 1 and the rest of the Data Items contained in the Data Group and all sub-Data Groups shall be filled in except for the Data Elements that are defined as optional or dependent in the declaration.

**IF the information related to a Data Group is missing**

**THEN:**

- 'Sequence number' shall be unique AND EQUAL to the sequence number of the Data Group defined in the declaration and the rest of the Data Items contained in the Data Group and all sub-Data Groups shall not be filled.

**Note:** The Sequence number of a Data Group is unique if the XPath and the value of the sequence number of this Data Item is unique in this message.



## Q & A

- Voor NCTS 5 is er een test systeem, maar voor antwoordberichten moet de helpdesk telkens tussenkomen na vraag van de softwareontwikkelaar. Het is evident dat dit het echt testen onwerkbaar maakt door het lange tijdsverloop tussen de berichten. Wanneer kan er echt end-to-end getest worden zonder afhankelijk te zijn van tussenkomst van de helpdesk? Bovendien blijkt uit een email van de helpdesk dat de helpdesk geen manuele vrijageve testberichten meer wenst in te sturen?

Wij kunnen nog steeds manueel vrijgeven, we hebben connectie nodig met GMS en de interne risico analyse voor de automatische vrijgave. Voor GMS zijn de laatste stappen nog te nemen, en de interne risico analyse staat voor in de komende sprints. Dus tot nu toe nog steeds testing met normale procedure en vragen voor vrijgave via mail aan helpdesk. Helpdesk stuurt deze door naar NCTS team die steeds zo snel mogelijk zal vrijgeven.