



Federal
Public Service
FINANCE

ICS2R3 – PNTS MARITIME INFO SESSION 02/05/24





TABLE OF CONTENTS

- Architecture
- Timeline
- Filing an ENS
- Roles & responsibilities
- Maritimes ENS possibilities
- Linking of filings
- Lodging an ENS: Deadlines
- Changes
- How to prepare yourself
- More information

ARCHITECTURE

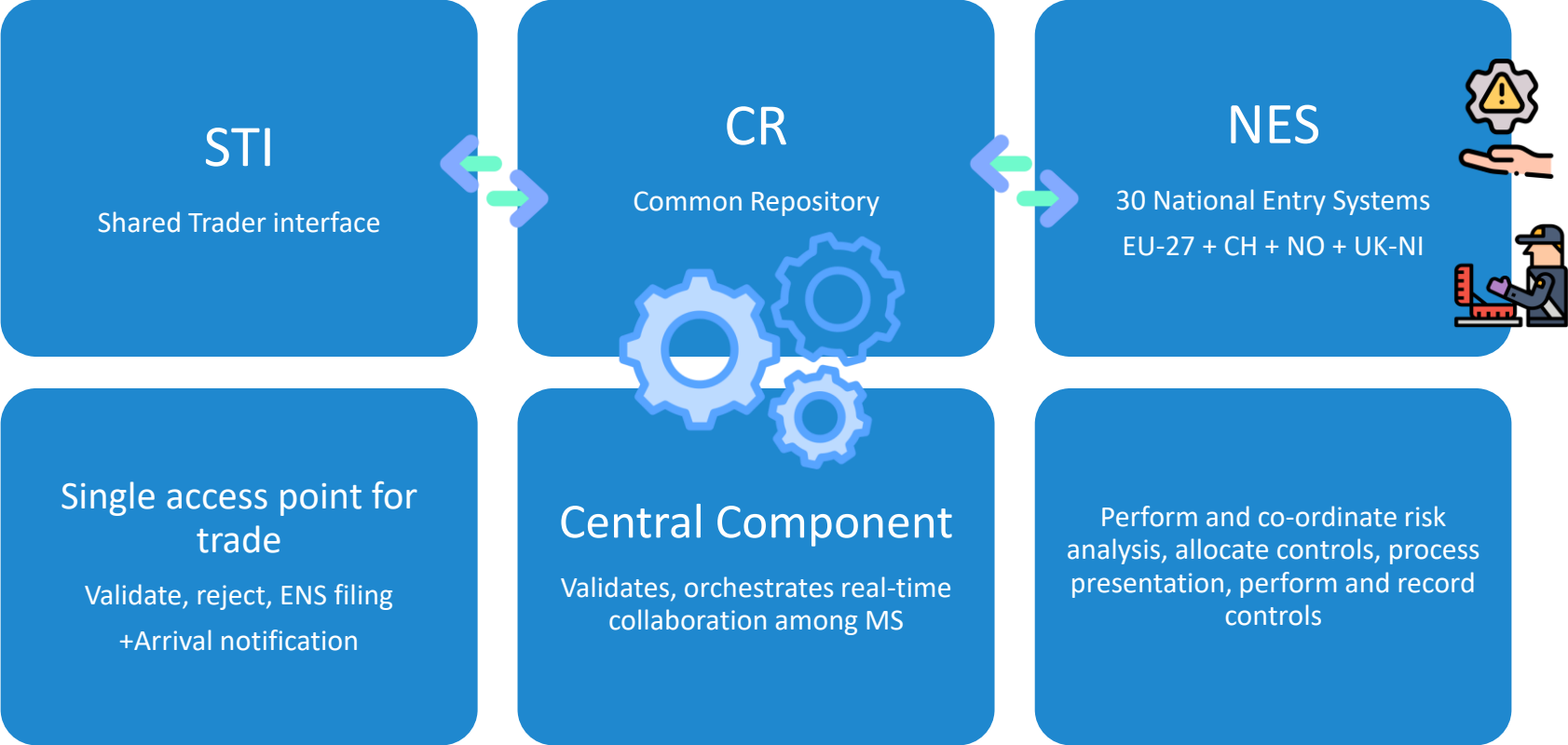


Federal
Public Service
FINANCE



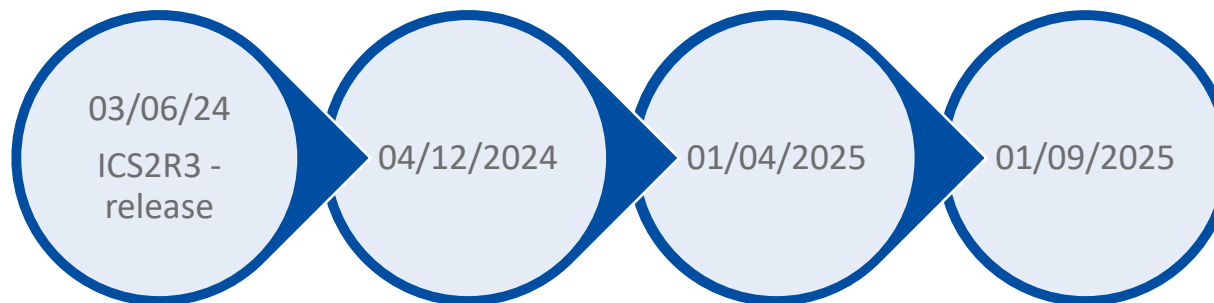
Carriers, freight forwarders, postal operators, express carriers and couriers, ultimate consignees...

ICS2





TIMELINE



Maritime
Carrier

Deployment
Window

Maritime
House filer

Deployment
Window

Railway &
Road

Deployment
Window



The deployment windows are not automatically granted!
You have up to 7 days before the go live date to request it.



Form available here: [ICS2 | SPF Finances \(belgium.be\)](#)



To return to: plda.helpdesk@minfin.fed.be



FILING AN ENS

- ENS can be filed in a single or multiple filing, one master level ENS filing (one master bill of lading) = one ENS
- Each ENS is composed of master level, house level and goods shipment level. There can be several house level ENS filings linked to one master
- Master level – contains information from master bill of lading
- House level – contains information from underlying house bill(s) of lading
- Goods shipment – contains the buyer and seller information for each house consignment



ROLES & RESPONSIBILITIES

- The Carrier is the main responsible party to lodge an ENS for the goods that will enter the customs territory of the EU.
- Each party is responsible to act as a declarant and file their one partial ENS filing if they have arranged among themselves not to share the data but to file ENS via multiple filings. The Carrier will be notified, if the house level filer failed to comply with the requirement to file. Same will apply to any sub-house level filer/co-loading party.
- Each house level filer that is indicated by the carrier as party having an obligation to file a partial ENS will be reminded, if they failed to do so on time.
- Each declarant is responsible for the completeness and accuracy of the data filed.
- Each declarant can appoint a representative.

Roles & Responsibilities	Master Filer	Optional House Filer	Optional Notify party	Optional Goods shipment Filer
Responsible to the custom authorities	Carrier (issuer of the MBL)	Freight forwarders *the person who holds the house particulars (if indicated as supplementary declarant by the carrier)	Freight forwarders, GHA, importers... (if indicated as Notify Party by the carrier)	Ultimate consignee
Lodgement / filing within the legal deadlines	x	x (at house level only)		
Accuracy of the content	x	x (at house level only)		
Act and respond to the risk mitigating referrals, DNL...	x	x (at house level only)		
Notifying the arrival	x			
Formalities upon the arrival (presentation of the goods...)	x		x	
Responsible to lodge a partial ENS filing if does not provide the HBL data to the carrier		x		
Responsible to lodge a partial ENS filing if does not provide the buyer & seller data to the House level filer				x



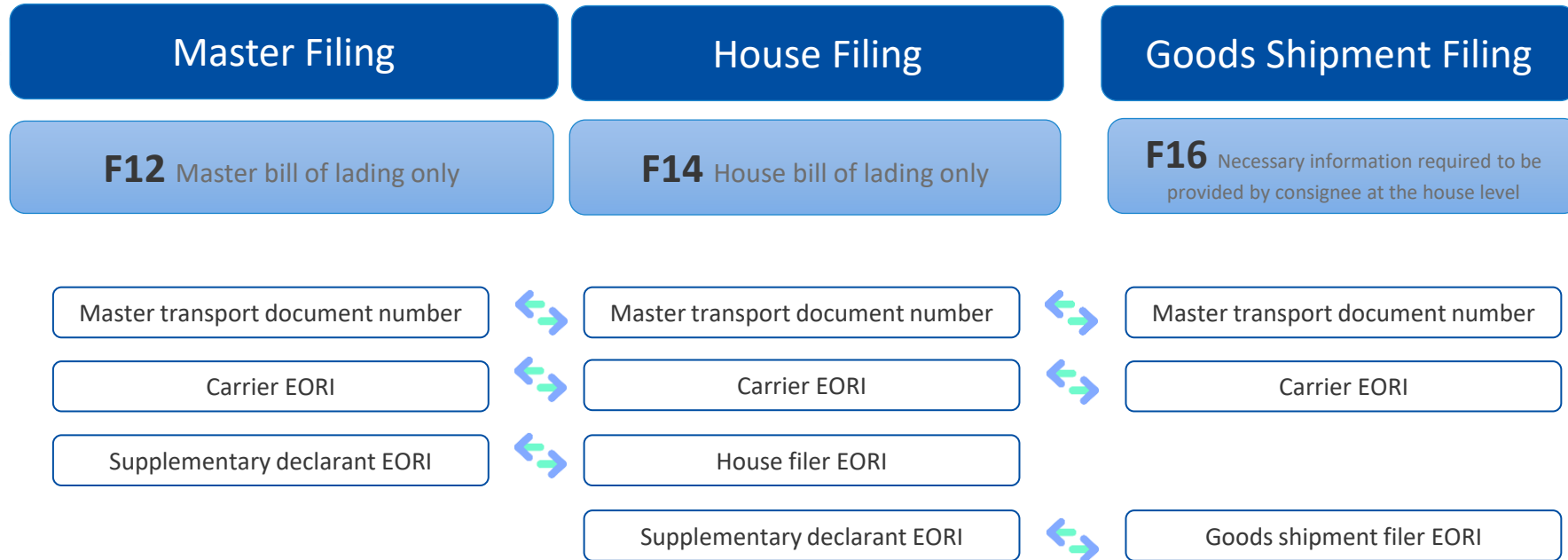
MARITIME ENS POSSIBILITIES

	Master Filing	House Filing	Goods Shipment Filing
Single F	F10 Straight bill of lading containing the necessary information from consignee <small>* Even though such bill of lading does not have the underlying house bill(s) of lading, all information about the goods is filed at a house level to maintain the same structure of an ENS</small>		
	F11 Master bill of lading with underlying house bill(s) of lading containing the necessary information from consignee at the level of the lowest house bill of lading		
Multiple F	F12 Master bill of lading only	F14 House bill of lading only	F16 Necessary information required to be provided by consignee at the house level
	F12 Master bill of lading only	F15 House bill of lading with the necessary information from consignee	
	F13 Straight bill of lading only		F17 Necessary information required to be provided by consignee at the house level
	F13 Straight bill of lading only		FROB: Not required





LINKING OF FILINGS



LOGGING AN ENS: DEADLINES



Federal
Public Service
FINANCE

Maritime Multimodal* Transport

*Transport units without any self-propelling capacity



Operator of the Active
transport means

Maritime ENS (single or multiple
filing F10 -> F17)

Maritime Combined* Transport

*passive border transport means are transported on
an active border transport



Operator of the
Passive transport
means Truck

Road ENS (single
filing F50)

1h before arrival



Operator of the
Passive transport
means Train

Rail ENS (single
filing F51)

Transport $\geq 2h$
2h before arrival

Transport $> 2h$
1h before arrival

Entry formalities
Responsibilities

ENS type to use

Deadlines



Short sea line

2h before
1st point of
entry

Pre-arrival
RA



Bulk

4h before
1st point of
entry

Pre-arrival
RA



Other sea line



Containerised

24h before
loading

Pre-Loading
RA

Pre-arrival
RA



CHANGES

More information

- 6-digit HS Code for the commodity
- Complete and accurate cargo descriptions
- Detailed Party addresses
- EORI mandatory for every party in the ENS (*see next slide)
- Buyer and Seller data
 - (not required for FROB)
 - (or alternatively owner of the goods in the case consignment does not involve commercial transaction)



HOW TO PREPARE YOURSELF

1) Getting an EORI number for every parties in the ENS

EORI becomes mandatory for several parties in the ENS:

- Declarant
- Representative
- Carrier – both in the master level and house level ENS filings, even if carrier is not filing the ENS himself
- Consignee in the EU – (mandatory if they have one)
- IT Service provider

What if I'm missing an EORI number

- EU based operators obtain EORI in the EU MS where they are registered
- Non-EU operators can obtain EORI in the EU MS where they will file ENS first

More info: [Economic Operators Registration and Identification number \(EORI\) - European Commission \(europa.eu\)](https://ec.europa.eu/euroa/eori/)



HOW TO PREPARE YOURSELF

2) Pass the EO conformance testing

Mandatory self-conformance testing before the start of operation.

Conformance Testing documentation

[Contacter le service d'assistance \(europa.eu\)](http://europa.eu)

[Contacter le service d'assistance \(europa.eu\)](http://europa.eu)



HOW TO PREPARE YOURSELF

3) Reminder ask for the deployment window



**The deployment windows are not automatically granted!
You have up to 7 days before the go live date to request it.**



Form available here: [ICS2 | SPF Finances \(belgium.be\)](#)



To return to: plda.helpdesk@minfin.fed.be



You can do it now!



Federal
Public Service
FINANCE

MORE INFORMATION

ICS2 Transition from R2 to R3 strategy

[Contacter le service d'assistance \(europa.eu\)](#)

ICS2 Release 3 Go-Live procedure for Economic Operators

[Contacter le service d'assistance \(europa.eu\)](#)



Federal
Public Service
FINANCE

CUSTOMS AND EXCISES



Federale
Overheidsdienst
FINANCIEN

PN/TS/GA/REN

Presentation Notification
Temporary Storage Declaration
Goods Accounting
Re-Export Notification

02/05/2024



PN-TS SYSTEM AS IS / TO BE

AS IS

TO BE

Unified
solution

Local systems,
limited to sea ports
and Brucargo

One solution for all
temporary storage
in Belgium

UCC compliant
solution

Current solution
not UCC proof

System meeting
new legal
requirements set
by UCC

Harmonized
solution

Different solutions
across Member
States

Harmonized system
specifications,
shared with all
Member States

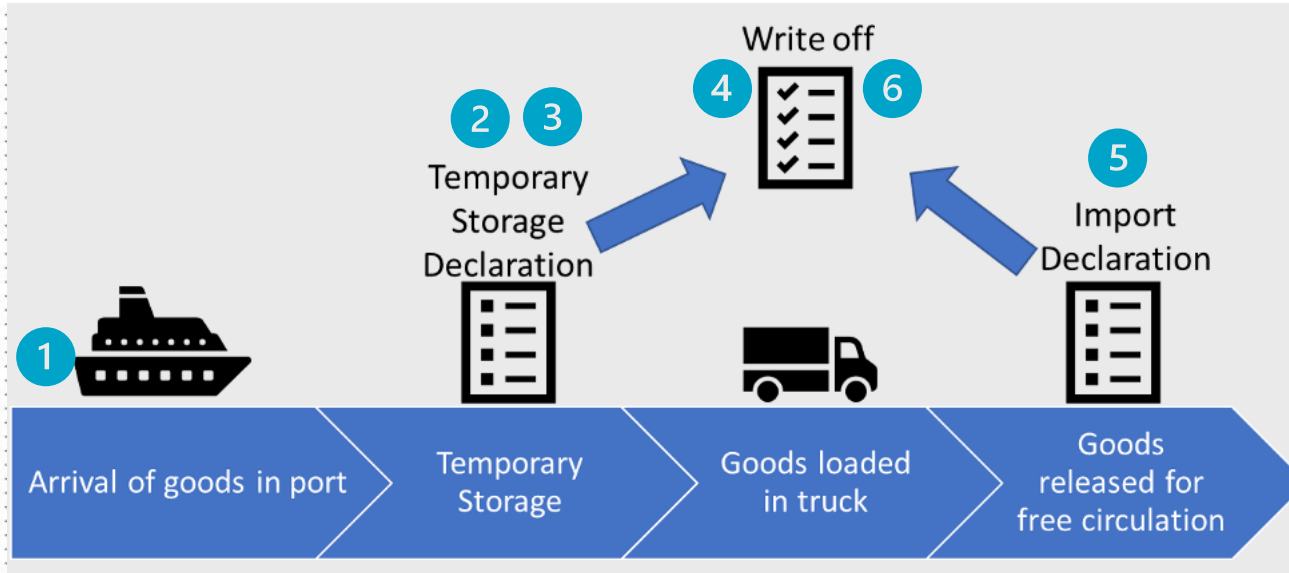
Future-proof
solution

Current solution
not compatible
with new customs
IT landscape

Integration with
new customs
systems



BUSINESS FLOW: NON-UNION GOODS BROUGHT IN THE UNION WITHOUT A FINAL CUSTOMS PROCEDURE



Possible customs procedures

- a. Import of goods
- b. Re-export of goods
 - a. Re-export declaration
 - b. Re-export notification
- c. Transit to another member state
- d. (Proof that these are union goods)

1. EO brings non-union goods in the union via Transit or Entry
2. EO submits TSD (**Temporary storage declaration**) – latest at moment of presentation
3. EO submits PN (**Presentation notification**) – upon unloading (procedures specific for bulk being made)
4. Customs will monitor the goods in Temporary Storage -> TSD goods are registered in a **Goods Accounting (GA) ledger**
5. EO submits declaration (customs procedure) to ‘extract’ goods from temporary storage (write off)
6. Declaration component submits write-off request to dismiss the goods from the good accounting ledger
Declaration component: IDMS, AES, **Re-export Notification (REN)**, NCTS, (PoUS)



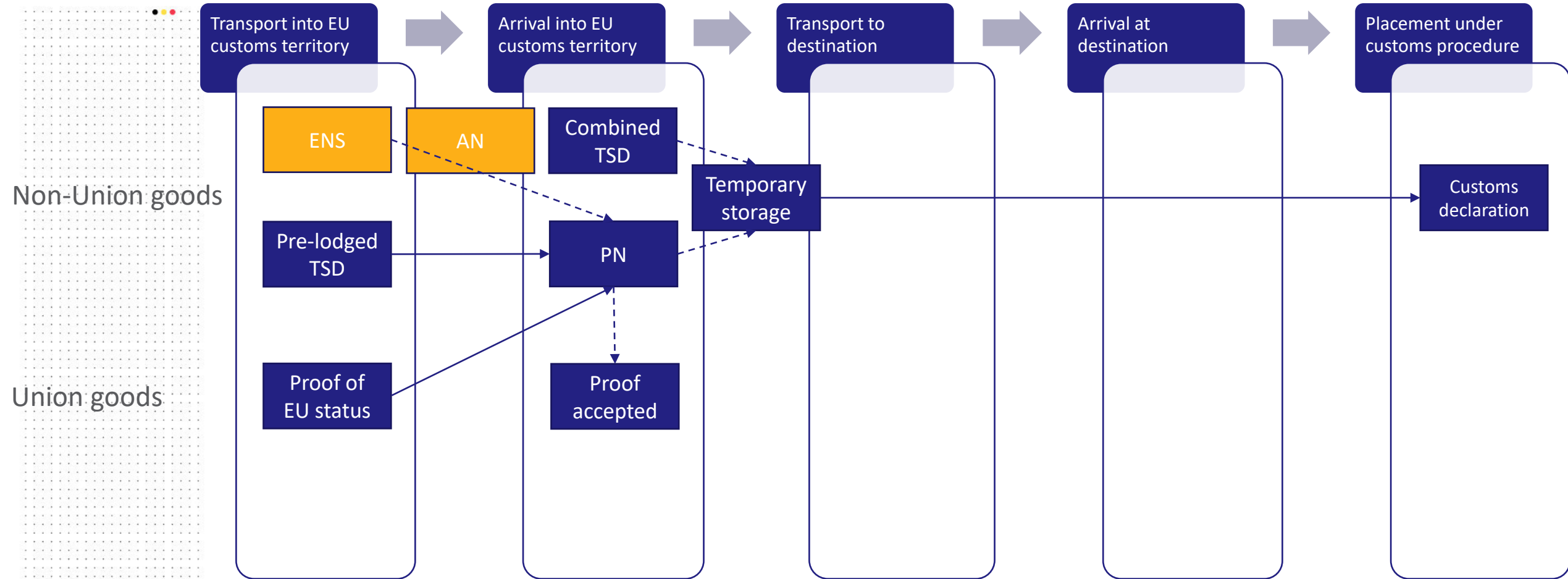
BUSINESS FLOW: UNION GOODS BROUGHT BACK IN THE UNION

- No TSD required IF proof of Union station (PoUS) is available at presentation (PN)
- EO brings union goods back in the union via Transit or Entry
- EO submits PN (Presentation notification) including proof of Union status – upon unloading
 - Automatic check in EU PoUS system for T2L/T2LF documents (production date TBD).



SCENARIO 1

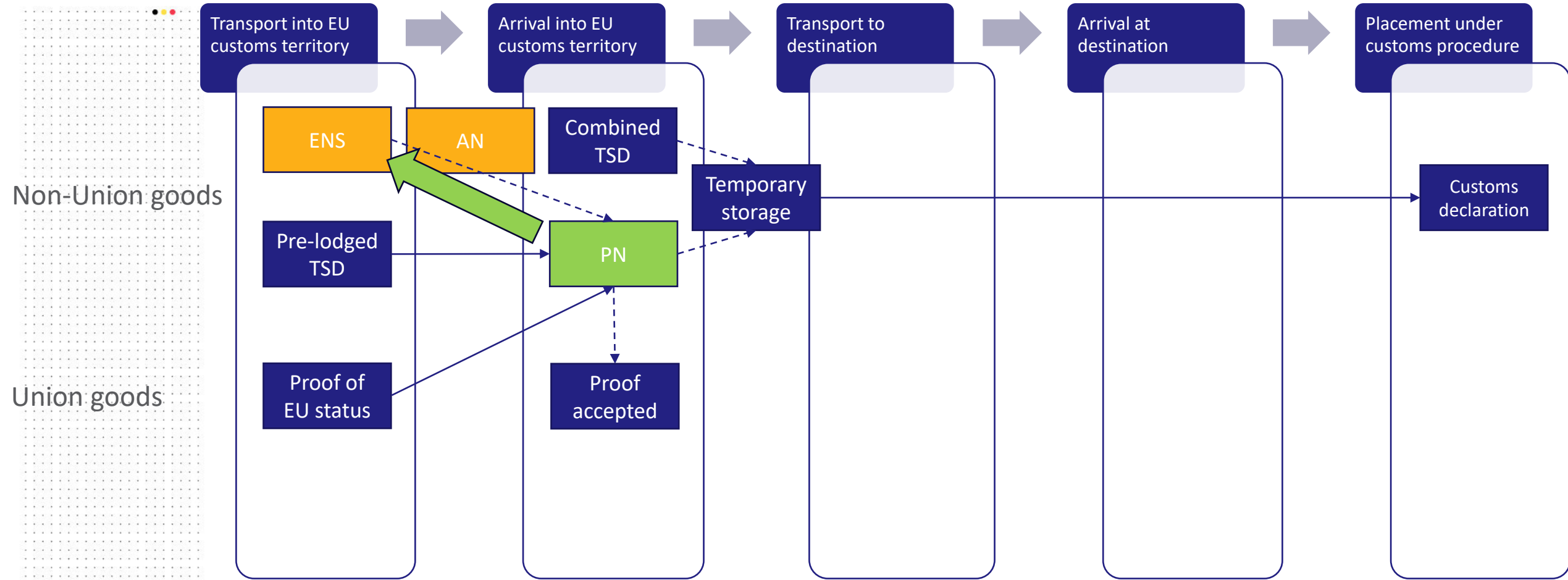
BE = FIRST ENTRY, UNLOADING AT (AIR)PORT, NO TRANSFER





SCENARIO 1 – ENS CLOSURE

BE = FIRST ENTRY, UNLOADING AT (AIR)PORT, NO TRANSFER





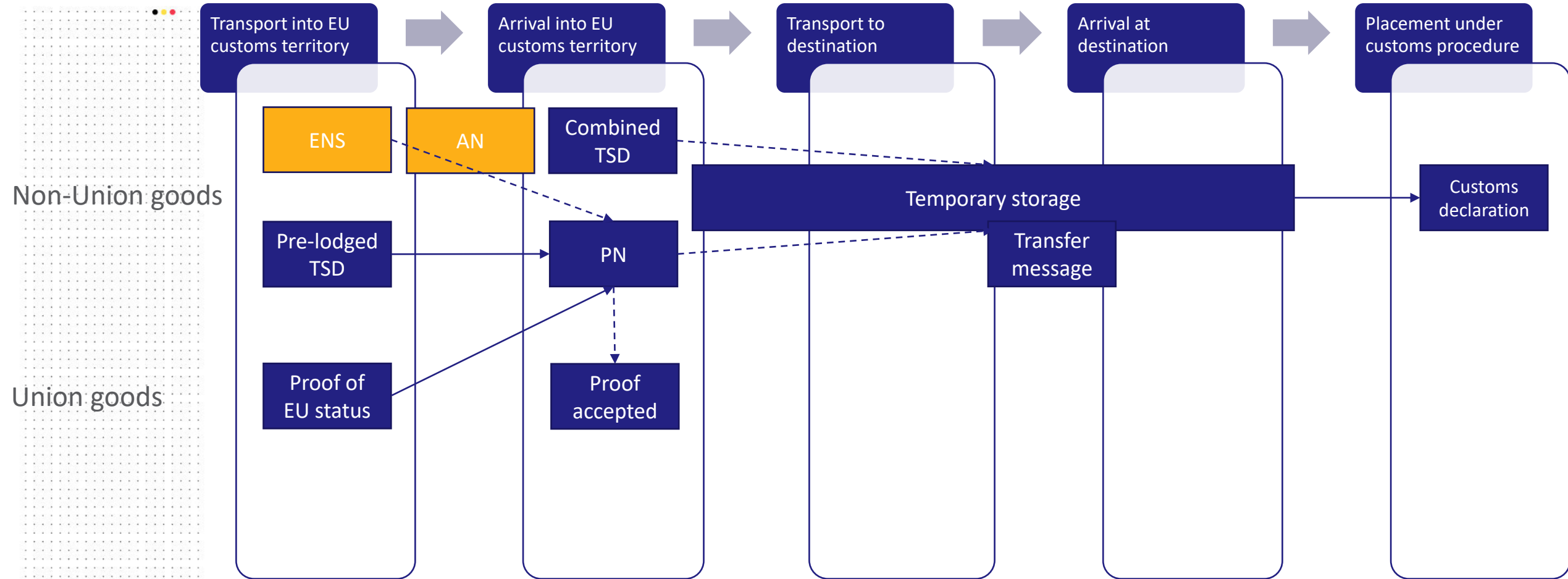
ENS LIFECYCLE CLOSURE

- PN info to CR
- ENS MRN, transport doc reference numbers...
- 200 days
- Future feature: error message from CR back to PN (if closure fails)
- Customs will check if TSD has reference to ENS – transitional period for maritime allowed



SCENARIO 2

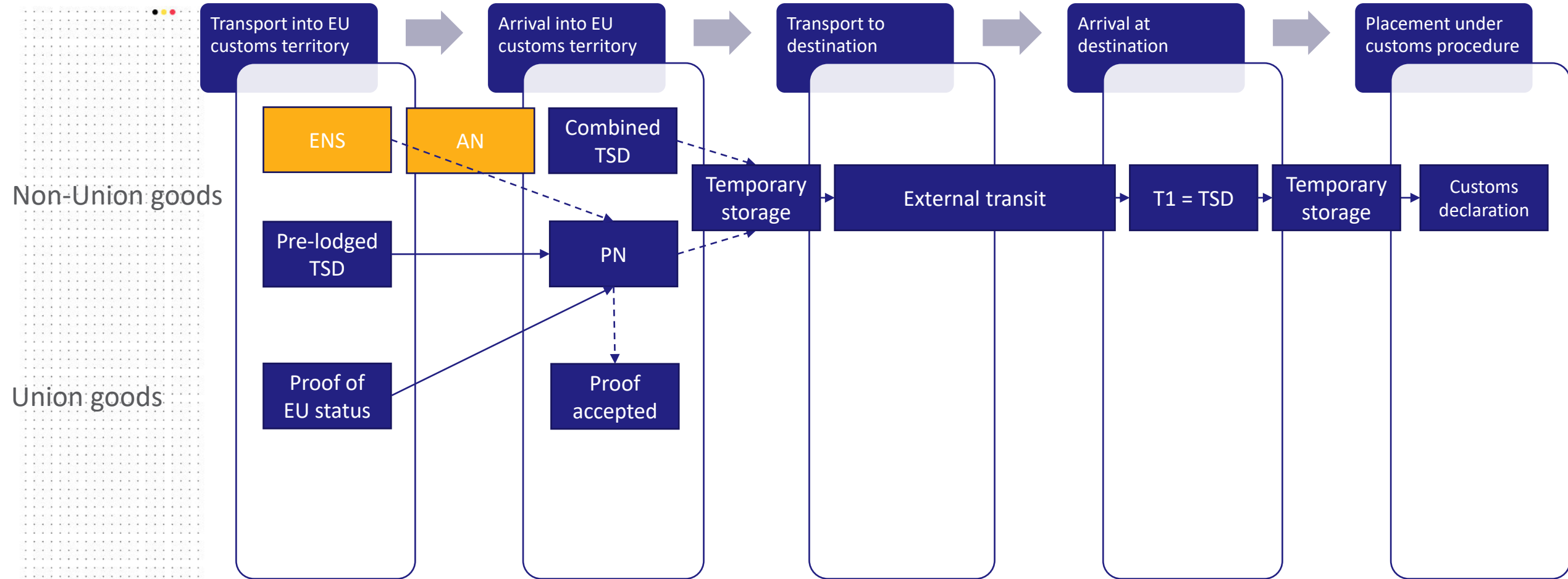
BE = FIRST ENTRY, UNLOADING AT (AIR)PORT, TRANSFER TO TSF2





SCENARIO 3

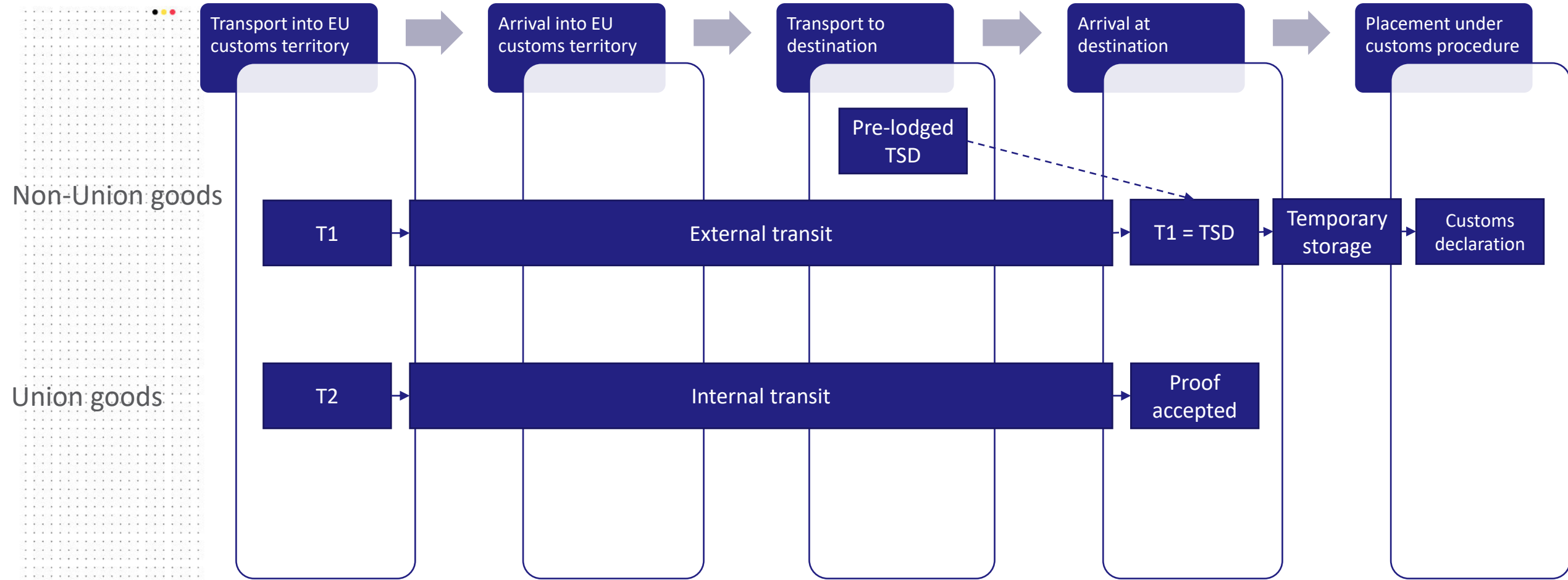
BE = FIRST ENTRY, UNLOADING AT (AIR)PORT IN BE, TRANSIT TO TSF2





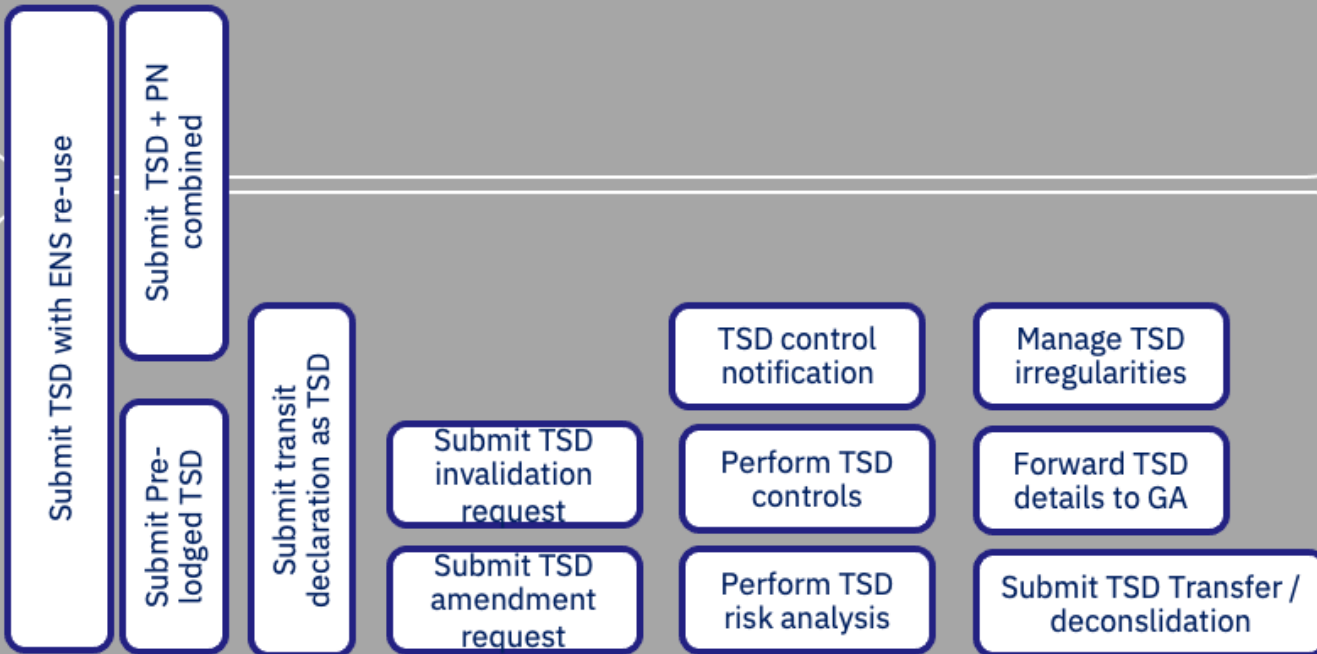
SCENARIO 4

ENTRY IN BE VIA TRANSIT, BE = DESTINATION





BUSINESS CAPABILITIES (1/5)



Temporary Storage Declaration

BUSINESS CAPABILITIES (2/5)



Federale

Presentation Notification

Submit PN

Activate pre-lodged TSD

Manage PN irregularities

Process entry information

Forward PN to control

PN revocation

PoUS Integration

Submit TSD with ENS re-use

Submit TSD + PN combined

Submit Pre-lodged TSD

Submit transit declaration as TSD

Submit TSD invalidation request

TSD control notification

Manage TSD irregularities

Submit TSD amendment request

Perform TSD controls

Forward TSD details to GA

Perform TSD risk analysis

Submit TSD Transfer / deconsolidation

Temporary Storage Declaration

BUSINESS CAPABILITIES (3/5)



Federale

Presentation Notification

Submit PN

Activate pre-lodged TSD

Manage PN irregularities

Process entry information

Forward PN to control

PN revocation

PoUS Integration

Re-export notification

Submit REN

Perform REN risk analysis

Write-off request

Submit REN invalidation

Perform REN control

Write-off invalidation request

Forward REN details to AES

Submit TSD with ENS re-use

Submit TSD + PN combined

Submit Pre-lodged TSD

Submit transit declaration as TSD

TSD control notification

Manage TSD irregularities

Submit TSD invalidation request

Perform TSD controls

Forward TSD details to GA

Submit TSD amendment request

Perform TSD risk analysis

Submit TSD Transfer / deconsolidation

Temporary Storage Declaration



BUSINESS CAPABILITIES (4/5)

Presentation Notification

Submit PN

Activate pre-lodged TSD

Manage PN irregularities

Process entry information

Forward PN to control

PN revocation

PoUS Integration

Re-export notification

Submit REN

Perform REN risk analysis

Write-off request

Submit REN invalidation

Perform REN control

Write-off invalidation request

Forward REN details to AES

Submit TSD with ENS re-use

Submit TSD + PN combined

Submit transit declaration as TSD

Submit Pre-lodged TSD

Temporary Storage Declaration

TSD control notification

Manage TSD irregularities

Submit TSD invalidation request

Perform TSD controls

Forward TSD details to GA

Submit TSD amendment request

Perform TSD risk analysis

Submit TSD Transfer / deconsolidation

Inflow

Outflow (write-off request)

End of TS

Inflow
(amendment, transfer, deconsolidation)

Outflow (write-off amendment request)

Inflow
(status update)

Outflow (write-off invalidation request)

Goods Accounting

BUSINESS CAPABILITIES AVAILABILITY (5/5)



Federale

Presentation Notification

Submit PN

Activate pre-lodged TSD

Manage PN irregularities

Process entry information

Forward PN to control

PN revocation

PoUS Integration

Re-export notification

Submit REN

Perform REN risk analysis

Write-off request

Submit REN invalidation

Perform REN control

Write-off invalidation request

Forward REN details to AES

Submit TSD with ENS re-use

Submit TSD + PN combined

Submit transit declaration as TSD

Submit Pre-lodged TSD

Submit TSD invalidation request

TSD control notification

Manage TSD irregularities

Submit TSD amendment request

Perform TSD controls

Forward TSD details to GA

Perform TSD risk analysis

Submit TSD Transfer / deconsolidation

Temporary Storage Declaration

Inflow

Outflow (write-off request)

End of TS

Inflow
(amendment, transfer, deconsolidation)

Outflow (write-off amendment request)

Write off options = work in progress

Inflow
(status update)

Outflow (write-off invalidation request)

Goods Accounting



TECHNICAL INFORMATION (1/2)

- PNTS Message Implementation Guide
 - REN Message Implementation Guide
-
- https://financien.belgium.be/nl/douane_accijnzen/ondernemingen/applicaties-da/technische-documentatie-0/pn-ts
 - Plda.helpdesk@minfin.fed.be



TECHNICAL INFORMATION (2/2)

- New PNTS and REN MIGs to be published
 - Including new xsd and xml
 - PNTS v0.2.1 => v1.0.0
 - REN v0.1.0 => v1.0.0
- Full list of changes will be provided together with new MIGs



QUESTIONS?





Federale
Overheidsdienst
FINANCIEN

DOUANE EN ACCIJNZEN

WWW.FIN.BELGIUM.BE

DOUANE EN ACCIJNZEN • FEDERALE OVERHEIDSDIENST FINANCIEN

.be